

Allentown Queen City Municipal Airport (XLL) is located in eastern Pennsylvania off Interstate 78 in the City of Allentown. The airport serves general aviation and corporate needs across 201 acres of property, home to 96 based aircraft. flyAdvanced Aviation Group provides aircraft management and maintenance, air charter, maintenance, repair and overhaul (MRO) and fixed-base operator (FBO) services, and aircraft rental/sales. In addition, flyGateway operates an FAA-Part 141 flight training operation. The airport accommodates charter operations and air medical services flights. Originally known as "Convair Field," and home of the Consolidated Vultee TBY-2 Sea Wolf Torpedo bomber for the U.S. Navy used during World War II, the airport celebrated its 75th anniversary in 2018. Community engagement through aviation-focused events has made the airport environment a prominent transportation fixture within the region.



*This airport is classified as a Intermediate Airport in Pennsylvania's State Aviation System Plan and is eligible to receive federal funding from the FAA.*

## About the Airport

**CITY:** Allentown

**COUNTY:** Lehigh

**OWNERSHIP:** Public

**PENNDOT DISTRICT:** 5

**PRIMARY RUNWAY:** 7/25, 3,950'



## XLL Economic Impacts



**56 JOBS**



**\$2,815,600**



**\$8,677,700**

## Key Airport Activities



**Air Charter**



**Medical Transport/  
Evacuation**



**Military Exercises/  
Training**






**Location of  
Community  
Facilities**



**Career Training  
and Flight  
Instruction**


*All impacts shown were calculated for calendar year 2019, representing a typical year. Impacts for calendar year 2020 were also calculated to understand the impacts of COVID-19 on aviation in the state. 2020 impacts can be found in the PA AEIS Technical Report.*


# Allentown Queen City Municipal Airport's Economic Impact


	 Employment	 Payroll	 Output
On-Airport Activity	30	\$1,299,300	\$4,536,300
Commercial Service Visitor Spending	0	\$0	\$0
General Aviation Visitor Spending	0	\$14,800	\$38,100
<b>Total Direct Impacts</b>	<b>31</b>	<b>\$1,314,100</b>	<b>\$4,574,300</b>
<b>Total Multiplier Impacts</b>	<b>25</b>	<b>\$1,501,500</b>	<b>\$4,103,300</b>
<b>Total Impacts</b>	<b>56</b>	<b>\$2,815,600</b>	<b>\$8,677,700</b>

Note: Totals may not sum due to rounding. Sources: Calculations using IMPLAN, 2019, 2020; Kimley-Horn, 2022.

## Economic Impact Categories

 **Employment:**  
The total number of persons employed that are associated with business revenues and payroll, regardless of whether they are full-time or part-time.

 **Payroll:**  
Total employment compensation including wages and other benefits (e.g., health care insurance payments, retirement contributions, etc.)

 **Output:**  
Includes expenditures needed to administer airports, sales of goods and services by airport tenants, budget expenditures by public sector agencies located on airports, cost of capital expenditures, visitor spending in Pennsylvania's hospitality-related sectors, and sales enabled by air cargo services. This is also referred to as "business revenues" or sales.

**Direct Impacts:** Initial impacts that occur on- and off-airport, such as airport operations, construction, airport tenants, visitor spending, and more.

**Multiplier Impacts:** Includes "indirect" and "induced" impacts generated when portions of direct revenues are used to purchase goods and services from PA businesses and when workers re-spend their income in the state.

### Total Statewide Aviation Impacts

The statewide economic impact of Pennsylvania's airports consists of two major categories: On-Airport Activity and Off-Airport Activity. Together, they account for approximately **\$34.2 billion in economic impact for Pennsylvania.**



### On-Airport and Nearby Activity

Impacts related to the activity of airport administration, business tenants, and capital improvements on airports.

**\$19.2  
BILLION**

### Off-Airport Activity

Impacts related to out-of-state visitor spending at both commercial service and general aviation airports.

#### Commercial Service Visitor Spending

Impacts related to spending by out-of-state visitors arriving to stay in Pennsylvania via the state's commercial service airports.

**\$14.7  
BILLION**

#### General Aviation Visitor Spending

Impacts related to spending by out-of-state visitors arriving to stay in Pennsylvania via the Commonwealth's general aviation airports.

**\$213.9  
MILLION**

### Total Output of Other Aviation-Related Impacts in Pennsylvania

**Off-Airport Aerospace  
Manufacturing**

**\$8.7 BILLION**

**Off-Airport  
Air Cargo**

**\$1.1 BILLION**

**Off-Airport Private  
Hospital Helicopters**

**\$150 MILLION**