

A parent's guide to

# playing it safe

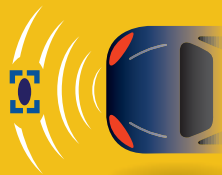
with kids and cars



safercar.gov



**Inside  
this guide:**



New car  
safety features.



Dangers to  
kids in and  
around vehicles.



How to select  
and install the  
right car seat  
for your child.

## **NHTSA Child Safety Program Contact Information**

**On the Web:**

[www.SaferCar.gov](http://www.SaferCar.gov)

[www.nhtsa.gov/Safety/CPS](http://www.nhtsa.gov/Safety/CPS)

**Follow Us:**

Twitter: [@NHTSAGov](https://twitter.com/NHTSAGov)

Facebook: [www.facebook.com/NHTSA](https://www.facebook.com/NHTSA)

**DOT Vehicle Safety Hotline:**

888-327-4236

**Mail:**

NHTSA

Office of Communications  
and Consumer Information

1200 New Jersey Avenue SE.

Washington, DC 20590

Designed by the National Highway Traffic Safety Administration (NHTSA), this booklet will help you better understand today's vehicle safety features, car seats and how to keep kids safe in and around vehicles using vehicle safety features and car seats. NHTSA also created the "Purchasing with Safety in Mind: What to look for when buying a vehicle" brochure which contains comprehensive safety feature information, including crash test and rollover resistance results of cars, light trucks, sport utility vehicles (SUVs) and vans (available for download at [www.SaferCar.gov/Resources](http://www.SaferCar.gov/Resources)). To view the most current government crash test results, visit [www.SaferCar.gov/Safety+Ratings](http://www.SaferCar.gov/Safety+Ratings).

**In this booklet, you'll find information on:**

Vehicle safety features that help protect children .....Page 2

How to find the right car seat .....Page 4

    Types of Car Seats .....Page 4

    Ease-of-Use Ratings .....Page 6

Tips for installing a car seat properly..... Page 7

Dangers in and around vehicles .....Page 8

Additional resources .....Page 9

**Did you know?**

- 🔍 Vehicle crashes are one of the leading causes of death for children between 1 and 13 years old.
- 🔍 Three out of every four car seats are not used correctly. Make sure to familiarize yourself with guidelines on proper use.
- 🔍 Car seats saved the lives of an estimated 9,600 children age four and younger between 1975 and 2010.

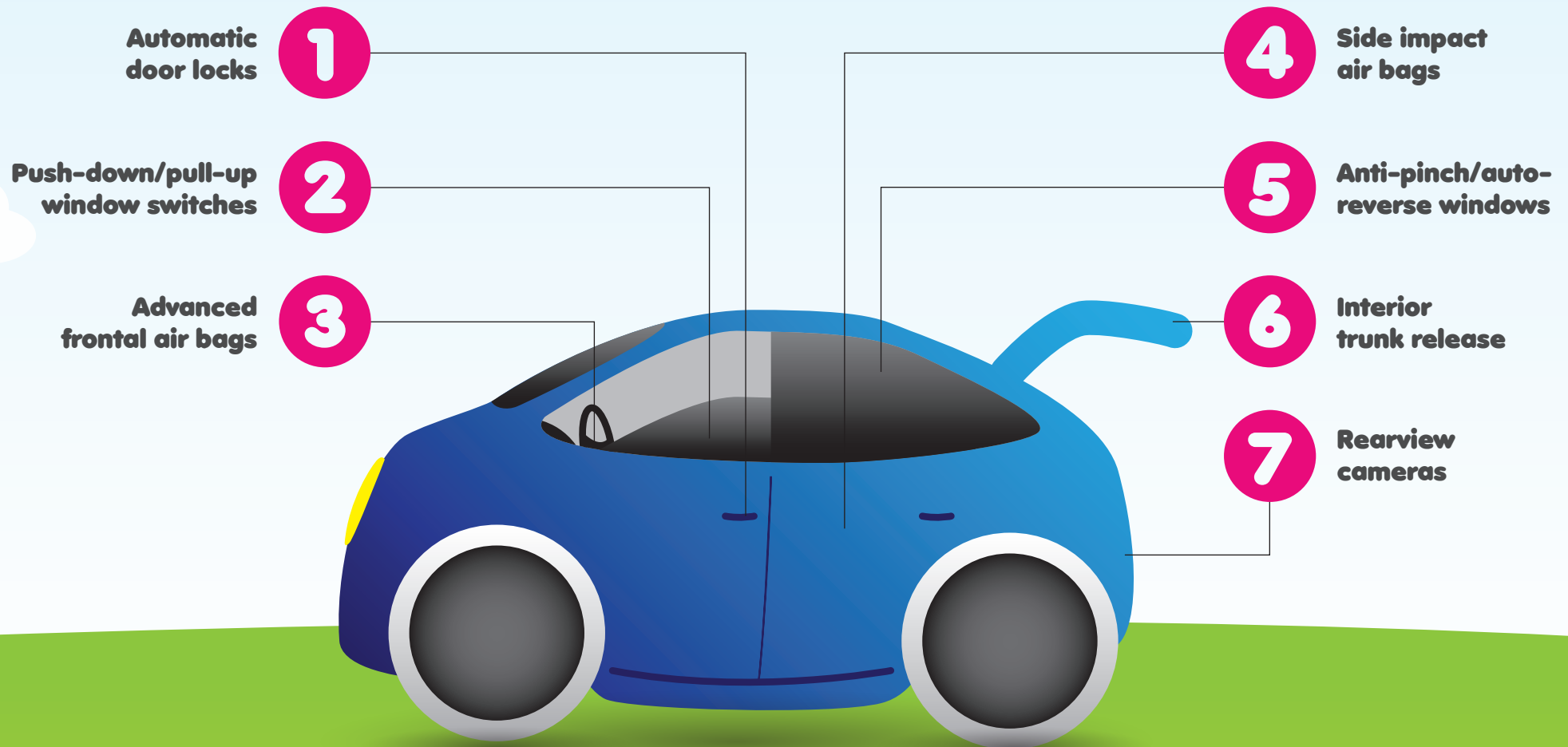
# Vehicle safety features that help protect children

The car below shows safety features that you may consider when buying a car. Your current car might have some of these features, so check your owner's manual or contact the manufacturer to find out if it has them and where they are located.

NHTSA has collected information on the safety features found in various vehicles and models since 2004. This, and more information, can be found at [www.SaferCar.gov/Resources](http://www.SaferCar.gov/Resources).

## SAFETY TIP: Trunk Entrapment

To a child, the trunk of a vehicle can be a perfect place to hide and play. Always keep car keys in an out-of-reach place, and teach children that a vehicle's trunk is not a hiding spot. Make sure your children know how to open the trunk from the inside if they get stuck. Always supervise children while they are playing around vehicles. If a child is missing, check the trunk.



**1 Automatic door locks**  
To prevent accidental door openings in a moving vehicle and to reduce the risk of occupant ejection in a vehicle crash, some manufacturers offer automatic door locks that activate when the car is put into gear or reaches a certain speed. Automatic door locks also prevent unlawful forced entry into the vehicle when stopped in traffic. There are also child safety door locks that the driver can control. When child safety locks are engaged, the rear doors cannot be opened from the inside.

**2 Push-down/pull-up window switches**  
All new vehicles are now equipped with push-down, pull-up window switches that minimize accidental window closures. Older rocker or toggle-type power window switches can trap hands, arms and other body parts in the window if the switch is leaned on or played with by children.

**3 Advanced frontal air bags**  
During a frontal collision, frontal air bags prevent drivers and front seat passengers from hitting the steering wheel, dashboard or windshield. New vehicles have advanced frontal air bags that use sensors to detect the severity of the crash, size of the passenger, seat belt use and/or seat position and either suppress the passenger air bag in the presence of a child or deploy in a manner to mitigate harm. However, the safest place for children 12 and under is in the rear seat. If a child must sit in the front seat because no other seat is available, the seat should be moved as far back from the air bag as practical, and the child should be restrained by the appropriate car seat for their size and age. Read your vehicle manufacturers' recommendations and instructions for additional information.

**4 Side impact air bags**  
Side impact air bags (SABs) protect passengers during side-impact crashes. Because they deploy quickly, children should not be allowed to lean against parts of the vehicle where side impact air bags are stored. Most vehicle manufacturers conduct "SAB Out-of-Position" tests to determine the risk of inflating SABs to small occupants. Test results falling within limits set by NHTSA and other vehicle safety groups are noted on [www.SaferCar.gov](http://www.SaferCar.gov).

**5 Anti-pinch/auto-reverse windows**  
Automatic reverse windows are designed to stop closing and reverse direction if something is sensed to be in the way. This technology is also known as "pinch protection," "anti-entrapment" or "bounceback" windows.

**6 Interior trunk release**  
Almost all vehicles on the market today are equipped with an interior trunk release that helps people free themselves if they become trapped in the trunk.

**7 Rearview cameras**  
Rearview or rear-facing cameras can prevent backovers by helping drivers see a wide field of view behind their vehicles via a visual display. Rearview cameras are available as both original and aftermarket equipment.

## **SAFETY TIP: Power windows**

Children's fingers, arms and other body parts can be trapped by closing windows after leaning on or playing with power window switches. Before putting a vehicle in motion, make sure all children are clear from the windows. Check that children are properly restrained by a car seat or seat belt. Don't forget that power windows can be disabled by taking out the ignition key.

## **SAFETY TIP: Safety defects**




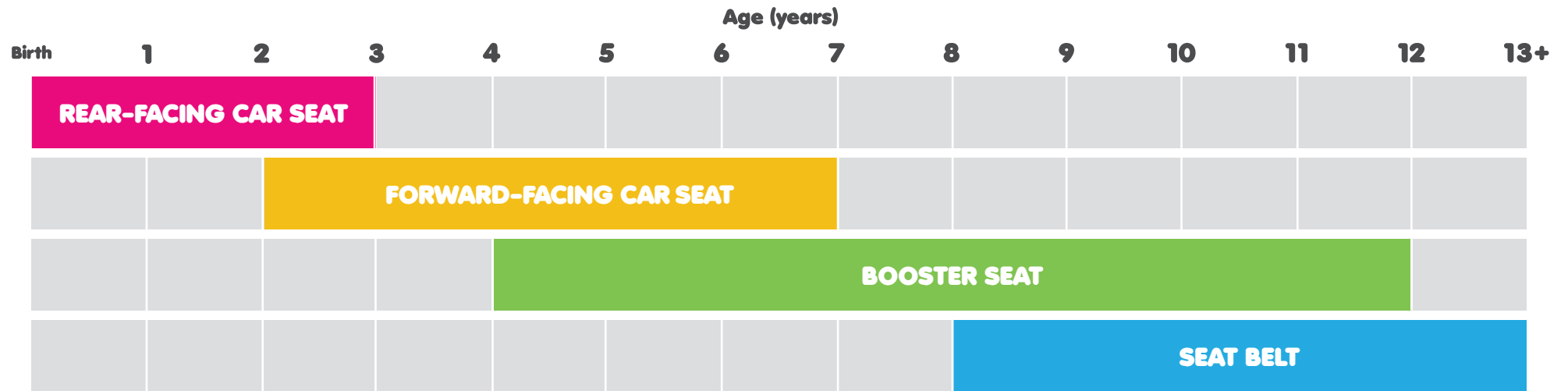
Some vehicles and car seats have safety problems that are common to a make and model; these are called defects. To determine if your vehicle or car seat has a safety defect or is under investigation, visit NHTSA's Office of Defects Investigations at [www.SaferCar.gov/Vehicle+Owners](http://www.SaferCar.gov/Vehicle+Owners). You can report a potential safety defect by logging on to: [www-odi.nhtsa.dot.gov/ivoq/](http://www-odi.nhtsa.dot.gov/ivoq/). All complaints are reviewed carefully.





# How to find the right car seat

There are many car seat choices on the market. Use the information below to help you choose and install a car seat that best meets your child's needs. More information is available at [www.SaferCar.gov/therightseat](http://www.SaferCar.gov/therightseat).

## Types of Car Seats

Children require both rear- and forward-facing car seats before they are ready to use an adult seat belt. The following chart will help you decide which type of restraint system is best for your child. For more information on car seats, visit [www.SaferCar.gov/therightseat](http://www.SaferCar.gov/therightseat).



	Rear-Facing Car Seat	Forward-Facing Car Seat	Booster Seat	Seat Belt
Best Practices	Children under the age of two should always be in a rear-facing seat that is installed in the back seat. A rear-facing car seat is the best seat for your young child to use. Children should remain in a rear-facing seat until they reach the top height or weight limits stated by the manufacturer.	Children should remain in a rear-facing seat until they reach the top height or weight limits stated by the manufacturer. Only then should a child move into a forward-facing seat with a harness that is installed in the back seat.	Children should remain in a forward-facing seat with a harness until they reach the top height or weight limits stated by the manufacturer. Only then should a child move into a booster seat placed in the back seat.	Keep children in a booster seat for as long as possible until the adult seat belt fits properly. Children are generally ready to use a seat belt when 1) they are tall enough to sit in the seat without slouching; 2) they can keep their back against the vehicle seat; 3) they can keep their knees naturally bent over the edge of the vehicle seat; and 4) they can keep their feet flat on the vehicle floor.  To fit a seat belt properly, the lap belt must lie snugly across the upper thighs, not the stomach. The shoulder belt should lie snugly across the shoulder and chest, not across the neck or face. Keep your child in the back seat at least through age 12.
Type of Car Seat	<p>Infant-Only Seat (Rear-Facing only): Designed for newborns and small babies, the Infant-Only seat is a small, portable seat that can only be used in a rear-facing position.</p> <p>Convertible Seat: As a child grows, this seat can change from a rear-facing to a forward-facing seat with a harness. Because it can be used with children of various sizes, it allows for children to stay in a rear-facing position longer.</p> <p>All-in-One Seat: This seat can change from a rear-facing seat to a forward-facing seat to a booster seat as a child grows. This type of seat is called by other names, including 3-in-1, so you should carefully read the manufacturer's description of which phases of a child's growth that the seat will fit.</p>	<p>Forward-Facing-Only Seat: Equipped with a harness and designed to be used forward-facing only.</p> <p>Convertible Seat: See description in the previous column.</p> <p>Combination Seat: As a child grows, this seat transitions from a forward-facing seat with a harness into a booster.</p> <p>All-in-One Seat: See description in the previous column.</p>	<p>Booster Seat with Back: This type of booster seat is designed to boost the child's height so the seat belt fits properly. It also provides neck and head support and is ideal for vehicles that don't have head rests or high seat backs.</p> <p>Backless Booster Seat: A backless booster seat is designed to boost the child's height so the seat belt fits properly. It does not provide head and neck support. It is ideal for vehicles that have head rests.</p> <p>Combination Seat: See description in the previous column.</p> <p>All-in-One Seat: See description in the rear-facing car seat column.</p>	<p>Seat Belt: Seat belts come standard in all vehicles. Make sure that the belt fits properly on your child (see the tips provided above).</p>
What the Restraint Does	In a crash, a rear-facing car seat cradles and moves with the child. This helps reduce stress to the child's fragile neck and spinal cord.	During a crash, the harness contacts the child at the strongest parts of the body to distribute the crash forces and to keep the child in the seat. The tether limits the child's forward head movement.	A booster seat positions the seat belt so that it fits properly over the strongest parts of a child's body. This can help reduce injury during a crash.	A seat belt restrains a grown child or adult in the event of a crash to help prevent injury. The seat belt is placed over the strongest parts of the body.
What it May Look Like				

## CAR SEATS: Before You Start

The car seat manual, as well as the vehicle owner's manual, will provide you with the best guidance for installing a car seat, but keep these items in mind before buying a car seat:

### 1 Find a car seat that fits your child

As children grow, the car seat position changes from rear-facing to forward-facing. Make sure the car seat you purchase is designed to fit your child's current size and age.

### 2 Make sure that the car seat is the right fit for your vehicle

Not all car seats fit in all vehicles. Test the car seat you plan to buy to make sure it fits well in your vehicle. Certain elements of a vehicle's design can make car seat installation difficult, including two-door vehicles, small rear seats, deep bucket seats, split bench seats, forward-anchored belts and pickup trucks/extended cabs. Car seats cannot be placed on jump seats or rear-facing seats.

### 3 Buy a car seat that can be installed and used correctly every time


## Ease-of-Use Ratings

Ease-of-Use Ratings will help you evaluate certain car seat features before you buy one. NHTSA uses a 5-Star rating system – with five being the highest – to evaluate the how easy certain car seat features are to use in four basic categories:

- Evaluation of Instructions – Is the instruction manual user-friendly and understandable?
- Vehicle Installation Features – Do the car seat features make it easy to install?
- Evaluation of Labels – Are the labels attached to the car seat easy to understand?
- Securing the Child – Do the car seat features make it easy to correctly secure a child in the seat?

### NHTSA Ease-of-Use 5-Star Ratings

Each of the four categories above are evaluated using the 5-Star Rating System:

	= Excellent features
	= Above-average features
	= Average features
	= Below-average features
	= Poor features
	= Does not contain any features that require a rating

As a reminder, all car seats meet strict Federal safety performance standards and are available for vehicles of all sizes. For more information, visit [www.nhtsa.gov/Safety/Ease-of-Use](http://www.nhtsa.gov/Safety/Ease-of-Use) to find updated ratings for car seats and booster seats.

## SAFETY TIP: Pregnant women and seat belts

Doctors recommend that pregnant women wear seat belts in order to protect themselves and the unborn child. If you are pregnant, move the seat as far back as possible. For more information, please visit [www.SaferCar.gov/Parents](http://www.SaferCar.gov/Parents).



## WHAT IS LATCH?

Lower Anchors and Tethers for Children (LATCH)

LATCH was designed to make installing a car seat easier because you don't have to use seat belts. Both the vehicle and the car seat need to be LATCH-equipped in order to use the system. There are two items in the vehicle that make up the vehicle part of the LATCH system. First, there are a minimum of two "LATCH-equipped" seating positions in the rear seat of the vehicle; each has two small bars/anchors found in the space between the seat back and the seat cushion (the area is sometimes referred to as the seat bight). Second, there are a minimum of three anchors for the top tether straps. In sedans, these are usually located behind the vehicle's rear seat on the rear shelf. In some larger vehicles such as vans, pickup trucks and SUVs, these anchor points may be found on the rear of a vehicle seat itself, on the floor, the roof or other location. Be sure to carefully read your vehicle's owner's manual to find out where they are in your particular vehicle and to avoid confusing them with other hardware such as luggage tie-downs.

The LATCH system is required on car seats and on vehicles manufactured after September 1, 2002. A listing of vehicles that have LATCH systems is located in the Child Passenger Vehicle Safety Features charts located in the front pocket of this brochure. For more information on LATCH, visit [www.SaferCar.gov](http://www.SaferCar.gov).

## Tips for installing a car seat properly

If a car seat is not installed correctly, your child's safety could be in danger. Every car seat has different installation instructions. Here are key items to keep in mind when installing a car seat. For more information and videos, visit [www.SaferCar.gov](http://www.SaferCar.gov).

### Installing the Car Seat:

- 1 Read the car seat instruction manual and the portion of your vehicle's owner's manual on car seat installation. Every car seat needs to be installed using either the lower anchors of the LATCH system or the seat belt to secure it in place. If you choose to use a seat belt to install your car seat, pay close attention to how to lock your seat belt in the vehicle owner's manual. Because every car seat and vehicle is different, it's important to follow all instructions carefully.
- 2 Place the car seat in the back seat of your vehicle and follow the manufacturer's installation directions.
- 3 The car seat must be secured tightly in the vehicle. It should not move side-to-side or front-to-back more than 1 inch when pulled at the belt path.
- 4 If it is a forward-facing seat and has a top tether strap, connect it to the tether anchor and tighten. This step is very important as it limits forward head movement in a crash.
- 5 If it is a rear-facing seat, make sure the car seat is installed at the correct recline angle. Most car seats have built in angle indicators or adjustors that help with this step.

If you have questions, trained professionals can help you. Many local fire and police stations offer free seat-checks. Find the closest trained inspector at <http://www.nhtsa.gov/cps/cpsfitting/index.cfm> or call the DOT Vehicle Safety Hotline at 888-327-4236. For instructional how-to videos visit [www.SaferCar.gov/therightseat](http://www.SaferCar.gov/therightseat).

### Fitting Your Child Correctly in the Car Seat:

- 1 **Properly position the harness on your child.**
  - **Rear-facing** – Harness straps should lie flat, not twisted, and be placed through the slot that is at or below your child's shoulders.
  - **Forward-facing** – Harness straps should lie flat, not twisted, and be placed through the slot that is at or above your child's shoulders.
- 2 **Buckle the harness and the chest clip and tighten.**

The harness is snug enough when extra material cannot be pinched at the shoulder.
- 3 **Make sure the chest clip is at armpit level.**

# Dangers in and around vehicles

Even with new features that can keep children safe, there are still dangers to children in and around vehicles. Talk to your kids about the dangers of playing around vehicles and monitor children closely when vehicles are present. Common dangers that drivers and passengers should be especially aware of are:

## Backover

Backing over a child can cause serious injury or even death. This type of accident typically occurs when a driver backing out of a driveway or parking space does not see a child behind the vehicle. To prevent backovers, tell children not to play around vehicles. Before getting into a vehicle, check around and behind the vehicle, as well as the surrounding area, to ensure that no children are present.

## Heatstroke

Heatstroke is the leading cause of vehicle-related deaths not caused by a crash for children under the age of 14. Vehicles can heat up very quickly in almost all weather conditions. You should never leave a child unattended in a car, no matter how short the stop, or what the weather is, even if the windows are cracked.

## Rollaway

Leaving a child unattended in a vehicle that has the ignition on or the keys in the ignition is never safe. Unattended children can accidentally cause the vehicle to roll or even drive away, especially if the engine is running.

## Seat Belt Entanglement

Children can get bored during car trips and may play with the seat belt – sometimes pulling the seat belt all the way out and accidentally wrapping it around their head and neck. Any seat belts you don't use should be buckled and locked to prevent entanglement. You can also prevent entanglement by making sure your child is properly restrained and teaching children that seat belts are not toys.

For more details on the most common vehicle dangers for kids and other safety tips, please visit [www.SaferCar.gov/parents](http://www.SaferCar.gov/parents).



# Vehicle Safety Features

Model	Body Style	Seat Locations	LATCH Locations	SAB Type – Head	Head SAB Seat Position(s)	SAB Type – Torso	Torso SAB Seat Position(s)	SAB Type – Pelvis	Pelvis SAB Seat Position(s)	Side Air Bag Out of Position (OOP) Test Meets Specification	Head Restraints Locations	Dynamic Head Restraints Locations	Power Windows w/ Automatic Reversal (ARS)
<b>ACURA</b>													
MDX	SUV	1,3,4,5,6,7,9	4,5,6	Curtain	1,3,4,6,7,9	Pelvis/Torso	1,3	Pelvis/Torso	1,3	Yes	1,3,4,5,6,7,9	1,3	1,3,R
RDX	SUV	1,3,4,5,6	4,5,6	Curtain	1,3,4,6	Torso	1,3	None	N/A	Yes	1,3,4,5,6	1,3	1,3,R
RL	4 DR	1,3,4,5,6	4,6	Curtain	1,3,4,6	Pelvis/Torso	1,3	Pelvis/Torso	1,4	Yes	1,3,4,5,6	1,3	1,3,4,6,R
TL	4 DR	1,3,4,5,6	4,6	Curtain	1,3,4,6	Pelvis/Torso	1,3	Pelvis/Torso	1,3	Yes	1,3,4,5,6	1,3	1,3,R
TSX	4 DR	1,3,4,5,6	4,6	Curtain	1,3,4,6	Pelvis/Torso	1,3	Pelvis/Torso	1,3	Yes	1,3,4,5,6	1,3	1,3,R
TSX V6	4 DR	1,3,4,5,6	4,6	Curtain	1,3,4,6	Pelvis/Torso	1,3	Pelvis/Torso	1,3	Yes	1,3,4,5,6	1,3	1,3,R
TSX Wagon	SW	1,3,4,5,6	4,6	Curtain	1,3,4,6	Pelvis/Torso	1,3	Pelvis/Torso	1,3	Yes	1,3,4,5,6	1,3	1,3,R
ZDX	SUV	1,3,4,5,6	4,6	Curtain	1,3,4,6	Pelvis/Torso	1,3	Pelvis/Torso	1,3	Yes	1,3,4,5,6	1,3	1,3

Model	Body Style	Seat Locations	LATCH Locations	SAB Type – Head	Head SAB Seat Position(s)	SAB Type – Torso	Torso SAB Seat Position(s)	SAB Type – Pelvis	Pelvis SAB Seat Position(s)	Side Air Bag Out of Position (OOP) Test Meets Specification	Head Restraints Locations	Dynamic Head Restraints Locations	Power Windows w/ Automatic Reversal (ARS)
<b>AUDI</b>													
A3	4 DR	1,3,4,5,6	4,6	Curtain	1,3,4,6	Pelvis/Torso	1,3 = S; 4,6 = O	Pelvis/Torso	1,3 = S; 4,6 = O	Yes	1,3,4,5,6	--	1,3,4,6,R
A4 Avant	SW	1,3,4,5,6	4,6	Curtain	1,3,4,6	Pelvis/Torso	1,3 = S; 4,6 = O	Pelvis/Torso	1,3 = S; 4,6 = O	Yes	1,3,4,5,6	--	1,3,4,6,R
A4/S4	4 DR	1,3,4,5,6	4,6	Curtain	1,3,4,6	Pelvis/Torso	1,3 = S; 4,6 = O	Pelvis/Torso	1,3 = S; 4,6 = O	Yes	1,3,4,5,6	--	1,3,4,6,R
A5/S5 Cabrio	C	1,3,4,6	--	Head/Torso	1,3	Head/Torso	1,3	Pelvis/Torso	1,3	Yes	1,3,4,6	--	1,3,4,6,R
A5/S5 Coupe	2 DR	1,3,4,6	4,6	Curtain	1,3,4,6	Pelvis/Torso	1,3	Pelvis/Torso	1,3	Yes	1,3,4,6	--	1,3,R
A6	4 DR	1,3,4,5,6	4,6	Curtain	1,3,4,6	Pelvis/Torso	1,3 = S; 4,6 = O	Pelvis/Torso	1,3 = S; 4,6 = O	Yes	1,3,4,5,6	--	1,3,4,6,R
A7	4 DR	1,3,4,6	4,6	Curtain	1,3,4,6	Pelvis/Torso	1,3 = S; 4,6 = O	Pelvis/Torso	1,3 = S; 4,6 = O	Yes	1,3,4,6	--	1,3,4,6,R
A8	4 DR	1,3,4,6 or 1,3,4,5,6	4,6	Curtain	1,3,4,6	Pelvis/Torso	1,3,4,6	Pelvis/Torso	1,3,4,6	Yes	1,3,4,6 or 1,3,4,5,6	1,3 (except relax seat)	1,3,4,6,R
Q5	SUV	1,3,4,5,6	4,6	Curtain	1,3,4,6	Pelvis/Torso	1,3 = S; 4,6 = O	Pelvis/Torso	1,3 = S; 4,6 = O	Yes	1,3,4,5,6	--	1,3,4,6,R
Q7	SUV	1,3,4,5,6,7,9	4,6,7,9	Curtain	1,3,4,6,7,9	Pelvis/Torso	1,3 = S; 4,6 = O	Pelvis/Torso	1,3 = S; 4,6 = O	Yes	1,3,4,5,6,7,9	--	1,3,4,6,R

Model	Body Style	Seat Locations	LATCH Locations	SAB Type – Head	Head SAB Seat Position(s)	SAB Type – Torso	Torso SAB Seat Position(s)	SAB Type – Pelvis	Pelvis SAB Seat Position(s)	Side Air Bag Out of Position (OOP) Test Meets Specification	Head Restraints Locations	Dynamic Head Restraints Locations	Power Windows w/ Automatic Reversal (ARS)
<b>AUDI (continued)</b>													
R8 Coupe	2 DR	1,3	--	Head/Torso	1,3	Head/Torso	1,3	Pelvis/Torso	1,3	Yes	1,3	--	1,3
R8 Spyder	C	1,3	--	Head/Torso	1,3	Head/Torso	1,3	Pelvis/Torso	1,3	Yes	1,3	--	1,3
TT Coupe	2 DR	1,3,4,6	4,6	Head/Torso	1,3	Head/Torso	1,3	Pelvis/Torso	1,3	Yes	1,3	--	1,3
TT Roadster	C	1,3	--	Head/Torso	1,3	Head/Torso	1,3	Pelvis/Torso	1,3	Yes	1,3	--	1,3
<b>BENTLEY</b>													
Continental Flying Spur	4 DR	1,3,4,6 and 1,3,4,5,6	4,6	Curtain	1,3,4,6	Torso	1,3,4,6	--	--	Yes	1,3,4(5)6	--	Yes
Continental GT	2 DR	1,3,4,6	4,6	Head/Torso	1,3,4,6	Head/Torso	1,3,4,6	--	--	Yes	1,3,4,6	--	Yes
Continental GTC	C	1,3,4,6	--	--	--	Torso	1,3	--	--	Yes	1,3,4,6	--	Yes
Continental Supersports	2 DR	1,3	--	Curtain	1,3,4,6	None	--	--	--	No	1,3	--	Yes
Continental Supersports Convertible	C	1,3,4,6	--	--	--	Torso	1,3	--	--	No	1,3,4,6	--	Yes
Mulsanne	4 DR	1,3,4,5,6	4,6	Head/Torso	1,3,4,6	Head/Torso	1,3,4,6	--	--	Yes	1,3,4,5,6	--	Yes

Model	Body Style	Seat Locations	LATCH Locations	SAB Type – Head	Head SAB Seat Position(s)	SAB Type – Torso	Torso SAB Seat Position(s)	SAB Type – Pelvis	Pelvis SAB Seat Position(s)	Side Air Bag Out of Position (OOP) Test Meets Specification	Head Restraints Locations	Dynamic Head Restraints Locations	Power Windows w/ Automatic Reversal (ARS)
<b>BMW</b>													
328i Sedan	4 DR	1,3,4,5,6	4,6	Curtain	1,3,4,6	Torso	1,3	--	--	Yes	1,3,4,5,6	--	1,3,4,6,R
335i Sedan	4 DR	1,3,4,5,6	4,6	Curtain	1,3,4,6	Torso	1,3	--	--	Yes	1,3,4,5,6	--	1,3,4,6,R
640i Convertible	C	1,3,4,6	4(LA),6(LA)	Head/Torso	1,3	Head/Torso	1,3	--	--	Yes	1,3,4,6	1,3	1,3,4,6
640i Coupe	2 DR	1,3,4,6	4,6	Curtain	1,3,4,6	Torso	1,3	--	--	Yes	1,3,4,6	1,3	1,3,R
650i Coupe	2 DR	1,3,4,6	4,6	Curtain	1,3,4,6	Torso	1,3	--	--	Yes	1,3,4,6	1,3	1,3,R
650xi Convertible	C	1,3,4,6	4(LA),6(LA)	Head/Torso	1,3	Head/Torso	1,3	--	--	Yes	1,3,4,6	1,3	1,3,4,6
650xi Coupe	2 DR	1,3,4,6	4,6	Curtain	1,3,4,6	Torso	1,3	--	--	Yes	1,3,4,6	1,3	1,3,R
M5 Sedan	4 DR	1,3,4,5,6	4,6	Curtain	1,3,4,6	Torso	1,3	--	--	Yes	1,3,4,5,6	1,3	1,3,4,6,R
128i Convertible	C	1,3,4,6	4(LA),6(LA)	Head/Torso Combo	1,3	Head/Torso Combo	1,3	--	--	Yes	1,3,4,6	--	1,3
128i Coupe	--	1,3,4,6	4,6	Curtain	1,3,4,6	Torso	1,3	--	--	Yes	1,3,4,6	--	1,3,R

Model	Body Style	Seat Locations	LATCH Locations	SAB Type – Head	Head SAB Seat Position(s)	SAB Type – Torso	Torso SAB Seat Position(s)	SAB Type – Pelvis	Pelvis SAB Seat Position(s)	Side Air Bag Out of Position (OOP) Test Meets Specification	Head Restraints Locations	Dynamic Head Restraints Locations	Power Windows w/ Automatic Reversal (ARS)
<b>BMW (continued)</b>													
135i Convertible	C	1,3,4,6	4(LA),6(LA)	Head/Torso Combo	1,3	Head/Torso Combo	1,3	--	--	Yes	1,3,4,6	--	1,3
135i Coupe	2 DR	1,3,4,6	4,6	Curtain	1,3,4,6	Torso	1,3	--	--	Yes	1,3,4,6	--	1,3,R
328i Convertible	C	1,3,4,6	4(LA),6(LA)	Head/Torso Combo	1,3	Head/Torso Combo	1,3	--	--	Yes	1,3,4,6	1,3	1,3
328i Coupe	2 DR	1,3,4,6	4,6	Curtain	1,3,4,6	Torso	1,3	--	--	Yes	1,3,4,6	1,3	1,3,R
328i Sports Wagon	SW	1,3,4,5,6	4,6	Curtain	1,3,4,6	Torso	1,3	--	--	Yes	1,3,4,5,6	1,3	1,3,4,6,R
328i xDrive Coupe	2 DR	1,3,4,6	4,6	Curtain	1,3,4,6	Torso	1,3	--	--	Yes	1,3,4,6	1,3	1,3,R
328i xDrive Sports Wagon	SW	1,3,4,5,6	4,6	Curtain	1,3,4,6	Torso	1,3	--	--	Yes	1,3,4,5,6	1,3	1,3,4,6,R
335i Convertible	C	1,3,4,6	4(LA),6(LA)	Head/Torso Combo	1,3	Head/Torso Combo	1,3	--	--	Yes	1,3,4,6	1,3	1,3
335i Coupe	2 DR	1,3,4,6	4,6	Curtain	1,3,4,6	Torso	1,3	--	--	Yes	1,3,4,6	1,3	1,3,R
335i xDrive Coupe	2 DR	1,3,4,6	4,6	Curtain	1,3,4,6	Torso	1,3	--	--	Yes	1,3,4,6	1,3	1,3,R

Model	Body Style	Seat Locations	LATCH Locations	SAB Type – Head	Head SAB Seat Position(s)	SAB Type – Torso	Torso SAB Seat Position(s)	SAB Type – Pelvis	Pelvis SAB Seat Position(s)	Side Air Bag Out of Position (OOP) Test Meets Specification	Head Restraints Locations	Dynamic Head Restraints Locations	Power Windows w/ Automatic Reversal (ARS)
<b>BMW (continued)</b>													
335is Convertible HP	C	1,3,4,6	4(LA),6(LA)	Head/Torso Combo	1,3	Head/Torso Combo	1,3	--	--	Yes	1,3,4,6	1,3	1,3
335is Coupe HP	2 DR	1,3,4,6	5,6	Curtain	1,3,4,6	Torso	1,3	--	--	Yes	1,3,4,6	1,3	1,3,R
528i Sedan	4 DR	1,3,4,5,6	4,6	Curtain	1,3,4,6	Torso	1,3	--	--	Yes	1,3,4,5,6	1,3	1,3,4,6,R
528xi Sedan	4 DR	1,3,4,5,6	4,6	Curtain	1,3,4,6	Torso	1,3	--	--	Yes	1,3,4,5,6	1,3	1,3,4,6,R
535i GT Sedan	4 DR	1,3,4,5,6	4,6	Curtain	1,3,4,6	Torso	1,3	--	--	Yes	1,3,4,5,6	1,3	1,3,4,6,R
535i Sedan	4 DR	1,3,4,5,6	4,6	Curtain	1,3,4,6	Torso	1,3	--	--	Yes	1,3,4,5,6	1,3	1,3,4,6,R
535i xDrive GT Sedan	4 DR	1,3,4,5,6	4,6	Curtain	1,3,4,6	Torso	1,3	--	--	Yes	1,3,4,5,6	1,3	1,3,4,6,R
535i xDrive Sedan	4 DR	1,3,4,5,6	4,6	Curtain	1,3,4,6	Torso	1,3	--	--	Yes	1,3,4,5,6	1,3	1,3,4,6,R
550i GT Sedan	4 DR	1,3,4,5,6	4,6	Curtain	1,3,4,6	Torso	1,3	--	--	Yes	1,3,4,5,6	1,3	1,3,4,6,R
550i Sedan	4 DR	1,3,4,5,6	4,6	Curtain	1,3,4,6	Torso	1,3	--	--	Yes	1,3,4,5,6	1,3	1,3,4,6,R



Model	Body Style	Seat Locations	LATCH Locations	SAB Type – Head	Head SAB Seat Position(s)	SAB Type – Torso	Torso SAB Seat Position(s)	SAB Type – Pelvis	Pelvis SAB Seat Position(s)	Side Air Bag Out of Position (OOP) Test Meets Specification	Head Restraints Locations	Dynamic Head Restraints Locations	Power Windows w/ Automatic Reversal (ARS)
<b>BMW (continued)</b>													
550i xDrive GT Sedan	4 DR	1,3,4,5,6	4,6	Curtain	1,3,4,6	Torso	1,3	--	--	Yes	1,3,4,5,6	1,3	1,3,4,6,R
550i xDrive Sedan	4 DR	1,3,4,5,6	4,6	Curtain	1,3,4,6	Torso	1,3	--	--	Yes	1,3,4,5,6	1,3	1,3,4,6,R
650i Convertible	C	1,3,4,6	4(LA),6(LA)	Head/Torso	1,3	Head/Torso	1,3	--	--	Yes	1,3,4,6	1,3	1,3,4,6
740i Sedan	4 DR	1,3,4,5,6	4,6	Curtain	1,3,4,6	Torso	1,3	--	--	Yes	1,3,4,5,6	1,3	1,3,4,6,R
740Li Sedan	4 DR	1,3,4,5,6	4,6	Curtain	1,3,4,6	Torso	1,3	--	--	Yes	1,3,4,5,6	1,3	1,3,4,6,R
750i Sedan (incl. ALPINA B7)	4 DR	1,3,4,5,6	4,6	Curtain	1,3,4,6	Torso	1,3	--	--	Yes	1,3,4,5,6	1,3	1,3,4,6,R
750i xDrive Sedan (incl. ALPINA B7)	4 DR	1,3,4,5,6	4,6	Curtain	1,3,4,6	Torso	1,3	--	--	Yes	1,3,4,5,6	1,3	1,3,4,6,R
750Li Sedan (incl. ALPINA B7)	4 DR	1,3,4,5,6	4,6	Curtain	1,3,4,6	Torso	1,3	--	--	Yes	1,3,4,5,6	1,3	1,3,4,6,R
750Li xDrive Sedan (incl. ALPINA B7)	4 DR	1,3,4,5,6	4,6	Curtain	1,3,4,6	Torso	1,3	--	--	Yes	1,3,4,5,6	1,3	1,3,4,6,R
760Li	4 DR	1,3,4,5,6	4,6	Curtain	1,3,4,6	Torso	1,3	--	--	Yes	1,3,4,5,6	1,3	1,3,4,6,R

Model	Body Style	Seat Locations	LATCH Locations	SAB Type – Head	Head SAB Seat Position(s)	SAB Type – Torso	Torso SAB Seat Position(s)	SAB Type – Pelvis	Pelvis SAB Seat Position(s)	Side Air Bag Out of Position (OOP) Test Meets Specification	Head Restraints Locations	Dynamic Head Restraints Locations	Power Windows w/ Automatic Reversal (ARS)
<b>BMW (continued)</b>													
Active Hybrid 535i Sedan	4 DR	1,3,4,5,6	4,6	Curtain	1,3,4,6	Torso	1,3	--	--	Yes	1,3,4,5,6	1,3	1,3,4,6,R
ActiveHybrid 750i	4 DR	1,3,4,5,6	4,6	Curtain	1,3,4,6	Torso	1,3	--	--	Yes	1,3,4,5,6	1,3	1,3,4,6,R
ActiveHybrid 750Li	4 DR	1,3,4,5,6	4,6	Curtain	1,3,4,6	Torso	1,3	--	--	Yes	1,3,4,5,6	1,3	1,3,4,6,R
M3 Convertible	C	1,3,4,6	4(LA),6(LA)	Head/Torso Combo	1,3	Head/Torso Combo	1,3	--	--	Yes	1,3,4,6	1,3	1,3
M3 Coupe	2 DR	1,3,4,6	4,6	Curtain	1,3,4,6	Torso	1,3	--	--	Yes	1,3,4,6	1,3	1,3,R
X3 xDrive28i	SUV	1,3,4,5,6	4,6	Curtain	1,3,4,6	Torso	1,3	--	--	Yes	1,3,4,5,6	1,3	1,3,4,6,R
X3 xDrive35i	SUV	1,3,4,5,6	4,6	Curtain	1,3,4,6	Torso	1,3	--	--	Yes	1,3,4,5,6	1,3	1,3,4,6,R
X5 M	SUV	1,3,4,5,6	4,6	Curtain	1,3,4,6	Torso	1,3	--	--	Yes	1,3,4,5,6	1,3	1,3,4,6,R
X5 xDrive35d	SUV	1,3,4,5,6	4,6	Curtain	1,3,4,6	Torso	1,3	--	--	Yes	1,3,4,5,6	1,3	1,3,4,6,R
X5 xDrive35i (incl. Premium,Sport Activity)	SUV	1,3,4,5,6	4,6	Curtain	1,3,4,6	Torso	1,3	--	--	Yes	1,3,4,5,6	1,3	1,3,4,6,R

Model	Body Style	Seat Locations	LATCH Locations	SAB Type – Head	Head SAB Seat Position(s)	SAB Type – Torso	Torso SAB Seat Position(s)	SAB Type – Pelvis	Pelvis SAB Seat Position(s)	Side Air Bag Out of Position (OOP) Test Meets Specification	Head Restraints Locations	Dynamic Head Restraints Locations	Power Windows w/ Automatic Reversal (ARS)
<b>BMW (continued)</b>													
X5 xDrive50i	SUV	1,3,4,5,6	4,6	Curtain	1,3,4,6	Torso	1,3	--	--	Yes	1,3,4,5,6	1,3	1,3,4,6,R
X6 M	SUV	1,3,4,(5),6	4,6	Curtain	1,3,4,6	Torso	1,3	--	--	Yes	1,3,4,5,6	1,3	1,3,4,6,Roof
X6 xDrive35i	SUV	1,3,4,(5),6	4,6	Curtain	1,3,4,6	Torso	1,3	--	--	Yes	1,3,4,5,6	1,3	1,3,4,6,R
X6 xDrive50i	SUV	1,3,4,(5),6	4,6	Curtain	1,3,4,6	Torso	1,3	--	--	Yes	1,3,4,5,6	1,3	1,3,4,6,R
Z4 sDrive28i	2 DR	1,3	N/A	Head/Torso Combo	1,3	Head/Torso Combo	1,3	--	--	Yes	1,3	--	1,3
Z4 sDrive35i	2 DR	1,3	N/A	Head/Torso Combo	1,3	Head/Torso Combo	1,3	--	--	Yes	1,3	--	1,3
Z4 sDrive35is	2 DR	1,3	N/A	Head/Torso Combo	1,3	Head/Torso Combo	1,3	--	--	Yes	1,3	--	1,3
<b>BUICK</b>													
Enclave	SUV	1,3,4,(5),6,7,8,9	4,6	Curtain	1,3,4,6,7,9	Pelvis/Torso	1,3	Pelvis/Torso	1,3	Yes	1,3,4,6	None	1
LACROSSE	4 DR	1,3,4,5,6	4,5,6	Curtain	1,3,4,6	Pelvis/Torso	1,3	Pelvis/Torso	1,3	Yes	1,3,4,6	None	1,3,R
LACROSSE eAssist	4 DR	1,3,4,5,6	4,5,6	Curtain	1,3,4,6	Pelvis/Torso	1,3	Pelvis/Torso	1,3	Yes	1,3,4,6	None	1,3,R

Model	Body Style	Seat Locations	LATCH Locations	SAB Type – Head	Head SAB Seat Position(s)	SAB Type – Torso	Torso SAB Seat Position(s)	SAB Type – Pelvis	Pelvis SAB Seat Position(s)	Side Air Bag Out of Position (OOP) Test Meets Specification	Head Restraints Locations	Dynamic Head Restraints Locations	Power Windows w/ Automatic Reversal (ARS)
<b>BUICK (continued)</b>													
REGAL	4 DR	1,3,4,5,6	4,5,6	Curtain	1,3,4,6	Pelvis/Torso	1,3	Pelvis/Torso	1,3	Yes	1,3,4,6	None	1,3,R
REGAL eAssist	4 DR	1,3,4,5,6	4,5,6	Curtain	1,3,4,6	Pelvis/Torso	1,3	Pelvis/Torso	1,3	Yes	1,3,4,6	None	1,3,R
VERANO	4 DR	1,3,4,5,6	4,6	Curtain	1,3,4,6	Pelvis/Torso	1,3,4,6	Pelvis/Torso	1,3,4,6	Yes	1,3,4,6	None	R
<b>CADILLAC</b>													
CTS	4 DR	1,3,4,5,6	4,6	Curtain	1,3,4,6	Pelvis/Torso	1,3	Pelvis/Torso	1,3	Yes	1,3,4,6	1,3	1,3,R
CTS	SW	1,3,4,5,6	4,6	Curtain	1,3,4,6	Pelvis/Torso	1,3	Pelvis/Torso	1,3	Yes	1,3,4,6	1,3	1,3,R
CTS	2 DR	1,3,4,6	4,6	Curtain	1,3,4,6	Pelvis/Torso	1,3	Pelvis/Torso	1,3	Yes	1,3,4,6	1,3	1,3,R
Escalade	SUV	1,3,4,(5),6,7,(8),9	2nd Row: Bucket-4,6, 60/40-5,6	Curtain	1,3,4,6,7,9	Pelvis/Torso	1,3	Pelvis/Torso	1,3	Yes	1,3,4,6,7,9	None	1,3,R
Escalade ESV	SUV	1,3,4,(5),6,7,(8),9	2nd Row: Bucket-4,6, 60/40-5,6	Curtain	1,3,4,6,7,9	Pelvis/Torso	1,3	Pelvis/Torso	1,3	Yes	1,3,4,6,7,9	None	1,3,R
Escalade EXT	SUV	1,3,4,5,6	5,6	Curtain	1,3,4,6	Pelvis/Torso	1,3	Pelvis/Torso	1,3	Yes	1,3	None	1,3,R
Escalade Hybrid	SUV	1,3,4,(5),6,7,(8),9	2nd Row: Bucket-4,6, 60/40-5,6	Curtain	1,3,4,6,7,9	Pelvis/Torso	1,3	Pelvis/Torso	1,3	Yes	1,3,4,6,7,9	None	1,3,R
SRX	SUV	1,3,4,5,6	4,6	Curtain	1,3,4,6	Pelvis/Torso	1,3	Pelvis/Torso	1,3	Yes	1,3,4,6	None	1,3

Model	Body Style	Seat Locations	LATCH Locations	SAB Type – Head	Head SAB Seat Position(s)	SAB Type – Torso	Torso SAB Seat Position(s)	SAB Type – Pelvis	Pelvis SAB Seat Position(s)	Side Air Bag Out of Position (OOP) Test Meets Specification	Head Restraints Locations	Dynamic Head Restraints Locations	Power Windows w/ Automatic Reversal (ARS)
<b>CHEVROLET</b>													
Avalanche	SUV	1,(2),3,4,5,6	5,6	Curtain	1,3,4,6	Pelvis/Torso	1,3	Pelvis/Torso	1,3	Yes	1,3	None	R
CAMARO	2 DR	1,3,4,6	4,6	Curtain	1,3,4,6	Pelvis/Torso	1,3	Pelvis/Torso	1,3	Yes	1,3	None	1,3,R
CAMARO	C	1,3,4,6	4,6	Head/Torso Combo	1,3	Head/Torso Combo	1,3	None	None	Yes	1,3	None	1,3,R
CHEVROLET CAPRICE PPV Police Vehicle	4 DR	1,3,4,5,6	4,5,6	Curtain	1,3	Torso	1,3	None	None	Yes	1,3,4,6	None	None
Colorado	PU/RC	1,(2),3	None(l)	Curtain	1,3	--	--	--	--	Yes	1,3	None	None
Colorado	PU/EC	1,(2),3,(4,6)	w/seat:4,6	Curtain	1,3,4,6	--	--	--	--	Yes	1,3	None	None
Colorado	PU/CC	1,(2),3,4,5,6	4,6	Curtain	1,3,4,6	--	--	--	--	Yes	1,3	None	None
CORVETTE	2 DR	1,3	None	Head/Torso Combo	1,3	Head/Torso Combo	1,3	None	None	Yes	1,3	None	None
CORVETTE	C	1,3	None	Head/Torso Combo	1,3	Head/Torso Combo	1,3	None	None	Yes	1,3	None	None
CORVETTE Z06	2 DR	1,3	None	Head/Torso Combo	1,3	Head/Torso Combo	1,3	None	None	Yes	1,3	None	None

Model	Body Style	Seat Locations	LATCH Locations	SAB Type – Head	Head SAB Seat Position(s)	SAB Type – Torso	Torso SAB Seat Position(s)	SAB Type – Pelvis	Pelvis SAB Seat Position(s)	Side Air Bag Out of Position (OOP) Test Meets Specification	Head Restraints Locations	Dynamic Head Restraints Locations	Power Windows w/ Automatic Reversal (ARS)
<b>CHEVROLET (continued)</b>													
CORVETTE ZR1	2 DR	1,3	None	Head/Torso Combo	1,3	Head/Torso Combo	1,3	None	None	Yes	1,3	None	None
CRUZE	4 DR	1,3,4,5,6	4,6	Curtain	1,3,4,6	Pelvis/Torso	1,3,4,6	Pelvis/Torso	1,3,4,6	Yes	1,3,4,6	None	R
Express Cargo G13405	Van	1,(3)	None	Curtain	1,3	--	--	--	--	Yes	1,3	None	None
Express Cargo G23405	Van	1,(3)	None	Curtain	1,3	--	--	--	--	Yes	1,3	None	None
Express Cargo G23705	Van	1,(3)	None	Curtain	1,3	--	--	--	--	Yes	1,3	None	None
Express Cargo G33405	Van	1,(3)	None	Curtain	1,3	--	--	--	--	Yes	1,3	None	None
Express Cargo G33705	Van	1,(3)	None	Curtain	1,3	--	--	--	--	Yes	1,3	None	None
Express Cargo H13405	Van	1,(3)	None	Curtain	1,3	--	--	--	--	Yes	1,3	None	None
Express Passenger G13406	Van	1,3,(4,5,6,7,8,9)	4,6,7,9	Curtain	1,3,4,6,7,9	--	--	--	--	Yes	1,3	None	None
Express Passenger G23406	Van	1,3,(4,5,6,7,8,9,10,11,12,13,14,15)	4,6,7,9,10,13	Curtain	1,3,4,6,7,9	--	--	--	--	Yes	1,3	None	None

Model	Body Style	Seat Locations	LATCH Locations	SAB Type – Head	Head SAB Seat Position(s)	SAB Type – Torso	Torso SAB Seat Position(s)	SAB Type – Pelvis	Pelvis SAB Seat Position(s)	Side Air Bag Out of Position (OOP) Test Meets Specification	Head Restraints Locations	Dynamic Head Restraints Locations	Power Windows w/ Automatic Reversal (ARS)
<b>CHEVROLET (continued)</b>													
Express Passenger G33406	Van	1,3,(4,5,6,7,8,9,10,11,12,13,14,15)	4,6,7,9,10,13	Curtain	1,3,4,6,7,9	--	--	--	--	Yes	1,3	None	None
Express Passenger G33706	Van	1,3,(4,5,6,7,8,9,10,11,12,13,14,15)	4,6,7,9,10,13	Curtain	1,3,4,6,7,9	--	--	--	--	Yes	1,3	None	None
Express Passenger H13406	Van	1,3,(4,5,6,7,8,9)	4,6,7,9	Curtain	1,3,4,6,7,9	--	--	--	--	Yes	1,3	None	None
IMPALA	4 DR	1,(2),3,4,5,6	4,5,6	Curtain	1,3,4,6	Torso	1,3	None	None	Yes	1,3,4,6	None	None
MALIBU	4 DR	1,3,4,5,6	4,5,6	Curtain	1,3,4,6	Pelvis/Torso	1,3	Pelvis/Torso	1,3	Yes	1,3,4,6	None	None
SONIC	4 DR	1,3,4,5,6	4,6	Curtain	1,3,4,6	Pelvis/Torso	1,3,4,6	Pelvis/Torso	1,3,4,6	Yes	1,3,4,6	None	None
SONIC	5 DR	1,3,4,5,6	4,6	Curtain	1,3,4,6	Pelvis/Torso	1,3,4,6	Pelvis/Torso	1,3,4,6	Yes	1,3,4,6	None	None
Suburban 1500 Series	SUV	1,(2),3,4,(5),6,(7,8,9)	2nd Row: Bucket-4,6,60/40-5,6	Curtain	1,3,4,6,7,9	Pelvis/Torso	1,3	Pelvis/Torso	1,3	Yes	1,3,4,6,7,9	None	R
Suburban 2500 Series	SUV	1,(2),3,4,(5),6,(7,8,9)	2nd Row: Bucket-4,6,60/40-5,6	Curtain	1,3,4,6,7,9	Pelvis/Torso	1,3	Pelvis/Torso	1,3	Yes	1,3,4,6,7,9	None	R
Tahoe	SUV	1,(2),3,4,(5),6,(7,8,9)	2nd Row: Bucket-4,6,60/40-5,6	Curtain	1,3,4,6,7,9	Pelvis/Torso	1,3	Pelvis/Torso	1,3	Yes	1,3,4,6,7,9	None	R

Model	Body Style	Seat Locations	LATCH Locations	SAB Type – Head	Head SAB Seat Position(s)	SAB Type – Torso	Torso SAB Seat Position(s)	SAB Type – Pelvis	Pelvis SAB Seat Position(s)	Side Air Bag Out of Position (OOP) Test Meets Specification	Head Restraints Locations	Dynamic Head Restraints Locations	Power Windows w/ Automatic Reversal (ARS)
<b>CHEVROLET (continued)</b>													
Tahoe Hybrid	SUV	1,(2),3,4,(5),6,(7,8,9)	2nd Row: Bucket-4,6,60/40-5,6	Curtain	1,3,4,6,7,9	Pelvis/Torso	1,3	Pelvis/Torso	1,3	Yes	1,3,4,6,7,9	None	R
Traverse	SUV	1,3,4,(5),6,7,8,9	4,6	Curtain	1,3,4,6,7,9	Pelvis/Torso	1,3	Pelvis/Torso	1,3	Yes	1,3,4,6	None	1
VOLT	4 DR	1,3,4,6	4,6	Curtain	1,3,4,6	Pelvis/Torso	1,3	Pelvis/Torso	1,3	Yes	1,3,4,6	None	None
Captiva	SUV	1,3,4,5,6	4,6	Curtain	1,3,4,6	Torso	1,3	None	None	Yes	1,3,4,6	1,3	None
Equinox	SUV	1,3,4,5,6	4,6	Curtain	1,3,4,6	Pelvis/Torso	1,3	Pelvis/Torso	1,3	Yes	1,3,4,6	None	R
Silverado 1500 Series	PU/RC	1,(2),3	None	Curtain	1,3	Pelvis/Torso	1,3	Pelvis/Torso	1,3	Yes	1,3	None	None
Silverado 1500 Series	PU/EC	1,(2),3,4,5,6	4,6	Curtain	1,3,4,6	Pelvis/Torso	1,3	Pelvis/Torso	1,3	Yes	1,3	None	None
Silverado 1500 Series	PU/CC	1,(2),3,4,5,6	4,6	Curtain	1,3,4,6	Pelvis/Torso	1,3	Pelvis/Torso	1,3	Yes	1,3	None	None
Silverado 1500 Series Hybrid	PU/CC	1,(2),3,4,5,6	4,6	Curtain	1,3,4,6	Pelvis/Torso	1,3	Pelvis/Torso	1,3	Yes	1,3	None	None
Silverado 2500 Series	PU/RC	1,(2),3	None	Curtain	1,3	Pelvis/Torso	1,3	Pelvis/Torso	1,3	Yes	1,3	None	None



Model	Body Style	Seat Locations	LATCH Locations	SAB Type – Head	Head SAB Seat Position(s)	SAB Type – Torso	Torso SAB Seat Position(s)	SAB Type – Pelvis	Pelvis SAB Seat Position(s)	Side Air Bag Out of Position (OOP) Test Meets Specification	Head Restraints Locations	Dynamic Head Restraints Locations	Power Windows w/ Automatic Reversal (ARS)
<b>CHEVROLET (continued)</b>													
Silverado 2500 Series	PU/EC	1,(2),3,4,5,6	4,6	Curtain	1,3,4,6	Pelvis/Torso	1,3	Pelvis/Torso	1,3	Yes	1,3	None	None
Silverado 2500 Series	PU/CC	1,(2),3,4,5,6	4,6	Curtain	1,3,4,6	Pelvis/Torso	1,3	Pelvis/Torso	1,3	Yes	1,3	None	None
Silverado 3500 Series	PU/RC	1,(2),3	None	Curtain	1,3	Pelvis/Torso	1,3	Pelvis/Torso	1,3	Yes	1,3	None	None
Silverado 3500 Series	PU/EC	1,(2),3,4,5,6	4,6	Curtain	1,3	Pelvis/Torso	1,3	Pelvis/Torso	1,3	Yes	1,3	None	None
Silverado 3500 Series	PU/CC	1,(2),3,4,5,6	4,6	Curtain	1,3	Pelvis/Torso	1,3	Pelvis/Torso	1,3	Yes	1,3	None	None
<b>CHRYSLER</b>													
200	4 DR	1,3,4,5,6	4,6	Curtain	1,3,4,6	Torso	1,3	--	--	Yes	1,3,4,5,6	1,3	1,3
300	4 DR	1,3,4,5,6	4,6	Curtain	1,3,4,6	Pelvis/Torso	1,3	Pelvis/Torso	1,3	Yes	1,3,4,6	1,3	1,3
200 Convertible	C	1,3,4,6	4,6	Head/Torso	1,3,4,6	Head/Torso	1,3	--	--	No	1,3,4,6	1,3	1,3
Town & Country	Van	1,3,4,6,7,8,9	4,6,8	Curtain	1,3,4,6,7,9	Pelvis/Torso	1,3	Pelvis/Torso	1,3	Yes	1,3,4,6,7,8,9	1,3	1,3

Model	Body Style	Seat Locations	LATCH Locations	SAB Type – Head	Head SAB Seat Position(s)	SAB Type – Torso	Torso SAB Seat Position(s)	SAB Type – Pelvis	Pelvis SAB Seat Position(s)	Side Air Bag Out of Position (OOP) Test Meets Specification	Head Restraints Locations	Dynamic Head Restraints Locations	Power Windows w/ Automatic Reversal (ARS)
<b>DODGE</b>													
Avenger	4 DR	1,3,4,5,6	4,6	Curtain	1,3,4,6	Torso	1,3	--	--	Yes	1,3,4,5,6	1,3	1,3
Caliber	4 DR	1,3,4,5,6	4,6	Curtain	1,3,4,6	Torso	1,3	--	--	Yes	1,3,4,5,6	1,3	1,3
Cargo Van	Van	1,3	--	Curtain	1,3	Pelvis/Torso	1,3	Pelvis/Torso	1,3	Yes	1,3	1,3	1,3
Challenger	2 DR	1,3,4,5,6	4,6	Curtain	1,3,4,6	Pelvis/Torso	1,3	Pelvis/Torso	1,3	Yes	1,3,4,6	1,3	1,3
Charger	4 DR	1,3,4,5,6	4,6	Curtain	1,3,4,6	Pelvis/Torso	1,3	Pelvis/Torso	1,3	Yes	1,3,4,6	1,3	1,3
Charger Police Package	4 DR	1,3,4,5,6	4,6	Curtain	1,3,4,6	Pelvis/Torso	1,3	Pelvis/Torso	1,3	Yes	1,3,4,6	1,3	1,3
Durango	SUV	1,3,4,5,6 or 1,3,4,5,6,7,9	4,6	Curtain	1,3,4,6,7,9	Pelvis/Torso	1,3	Pelvis/Torso	1,3	No	1,3,4,5,6,7,8,9	1,3	1,3
Grand Caravan	Van	1,3,4,6,7,8,9	4,6,8	Curtain	1,3,4,6,7,9	Pelvis/Torso	1,3	Pelvis/Torso	1,3	Yes	1,3,4,6,7,8,9	1,3	1,3
Journey	SUV	1,3,4,5,6 or 1,3,4,5,6,7,9	4,6	Curtain	1,3,4,6,7,9	Torso	1,3	--	--	Yes	1,3,4,5,6,7,9	1,3	1,3

Model	Body Style	Seat Locations	LATCH Locations	SAB Type – Head	Head SAB Seat Position(s)	SAB Type – Torso	Torso SAB Seat Position(s)	SAB Type – Pelvis	Pelvis SAB Seat Position(s)	Side Air Bag Out of Position (OOP) Test Meets Specification	Head Restraints Locations	Dynamic Head Restraints Locations	Power Windows w/ Automatic Reversal (ARS)
<b>FIAT</b>													
500	3 HB	1,3,4,6	4,6	Curtain	1,3,4,6	Pelvis/Torso	1,3	Pelvis/Torso	1,3	Yes	1,3,4,6	1,3	1,3
500 Cabrio	C	1,3,4,6	4,6	Curtain	1,3,4,6	Pelvis/Torso	1,3	Pelvis/Torso	1,3	Yes	1,3,4,6	1,3	1,3
<b>FORD</b>													
E-150 Van (over 8501 to 10,000 lbs GVWR)	Van	1pass = 1, 2pass = 1,3, 5pass = 1,3,4,5,6	0 or 2: 2pass N/A, 5pass 5,6	N/A	--	--	--	--	--	N/A	1,3	None	None
E-150 Wagon (over 8501 to 10,000 lbs GVWR)	Wagon	7=1,3,4,6,7,8,9,8=1, 3,4,5,6,7,8,9	2:7pass 4,8 8pass 5,8	N/A	--	--	--	--	--	N/A	1,3,4,6	None	None
E-350 (over 8501 - 10,000 lbs GVWR)	Wagon	11pass = 1,3,4,5,6,7, 8,9,10,11,12 12 pass = 1,3,4,5,6,7,8, 9,10,11,12,13 15 pass = 1,3,4,5,6,7,8, 9,10,11,12,13,14,15,16	2 or 3: 12pass 5,8 11pass 5,8,11 15pass 5,8,11	N/A	--	--	--	--	--	N/A	1,3	None	None
E-350/E-250	Van	1pass = 1, 2pass = 1,3, 5pass = 1,3,4,5,6	2:5pass 5,6	N/A	--	--	--	--	--	N/A	1,3	None	None
Edge	4 DR SUV	1,3,4,5,6	2:4,6	Curtain	1,3,4,6	Torso	1,3	--	--	Yes	1,3,4,5,6	None	None
Escape	4 DR SUV	1,3,4,5,6	2:4,6	Curtain	1,3,4,6	Torso	1,3	--	--	Yes	1,3,4,5,6	None	None

Model	Body Style	Seat Locations	LATCH Locations	SAB Type – Head	Head SAB Seat Position(s)	SAB Type – Torso	Torso SAB Seat Position(s)	SAB Type – Pelvis	Pelvis SAB Seat Position(s)	Side Air Bag Out of Position (OOP) Test Meets Specification	Head Restraints Locations	Dynamic Head Restraints Locations	Power Windows w/ Automatic Reversal (ARS)
<b>FORD (continued)</b>													
Escape HEV	4 DR SUV	1,3,4,5,6	2:4,6	Curtain	1,3,4,6	Torso	1,3	--	--	Yes	1,3,4,5,6	None	None
Expedition	4 DR SUV and 4 DR extended SUV	8 = 1,3,4,5,6,7,8,9; 7 = 1,3,4,6,7,8,9	7pass 4,6 8pass 4,5,6	Curtain	1,3,4,6,7,9	Torso	1,3	--	--	Yes	1,3,4,6,7,9	1,3	None
Explorer	4 DR SUV	6 = 1,3,4,6,7,9; 7 = 1,3,4,5,6,7,9	3:4,6,9	Curtain	1,3,4,6,7,9	Pelvis/Torso	1,3	Pelvis/Torso	1,3	Yes	1,3,4,5,6,7,9	None	None
F-150 Regular Cab	PU/RC	2pass = 1,3 3pass = 1,2,3	None	Curtain	1,3	Pelvis/Torso	1,3	Pelvis/Torso	1,3	Yes	1,3	None	None
F-150 Super Crew	PU/CC	5pass = 1,3,4,5,6 6pass = 1,2,3,4,5,6	2:4,6	Curtain	1,3,4,6	Pelvis/Torso	1,3	Pelvis/Torso	1,3	Yes	1,3,4,5,6	None	None
F-150 Supercab	PU/EC	5pass = 1,3,4,5,6 6pass = 1,2,3,4,5,6	2:4,6	Curtain	1,3,4,6	Pelvis/Torso	1,3	Pelvis/Torso	1,3	Yes	1,3,4,5,6	None	None
F-250 Regular Cab	PU/RC	2pass=1,3; 3pass=1,2,3;	None	Curtain	1,3	Pelvis/Torso	1,3	Pelvis/Torso	1,3	Yes	1,3	None	None
F-250 Super Crew	PC/CC	4pass=1,3,4,6; 5pass=1,3,4,5,6; 6pass=1,2,3,4,5,6	None	Curtain	1,3,4,6	Pelvis/Torso	1,3	Pelvis/Torso	1,3	Yes	1,3,4,5,6	None	None
F-250 Supercab	PU/EC	5pass=1,3,4,5,6; 6pass=1,2,3,4,5,6	None	Curtain	1,3,4,6	Pelvis/Torso	1,3	Pelvis/Torso	1,3	Yes	1,3,4,5,6	None	None
F-350 Regular Cab	PU/RC	2pass=1,3; 3pass=1,2,3;	None	Curtain	1,3	Pelvis/Torso	1,3	Pelvis/Torso	1,3	Yes	1,3	None	None

Model	Body Style	Seat Locations	LATCH Locations	SAB Type – Head	Head SAB Seat Position(s)	SAB Type – Torso	Torso SAB Seat Position(s)	SAB Type – Pelvis	Pelvis SAB Seat Position(s)	Side Air Bag Out of Position (OOP) Test Meets Specification	Head Restraints Locations	Dynamic Head Restraints Locations	Power Windows w/ Automatic Reversal (ARS)
<b>FORD (continued)</b>													
F-350 Super Crew	PC/CC	4pass=1,3,4,6; 5pass=1,3,4,5,6; 6pass=1,2,3,4,5,6	None	Curtain	1,3,4,6	Pelvis/Torso	1,3	Pelvis/Torso	1,3	Yes	1,3,4,5,6	None	None
F-350 Supercab	PU/EC	5pass=1,3,4,5,6; 6pass=1,2,3,4,5,6	None	Curtain	1,3,4,6	Pelvis/Torso	1,3	Pelvis/Torso	1,3	Yes	1,3,4,5,6	None	None
Fiesta	4 DR	1,3,4,5,6	2:4,6	Curtain	1,3,4,6	Pelvis/Torso	1,3	Pelvis/Torso	1,3	Yes	1,3,4,5,6	None	None
Fiesta	5 DR	1,3,4,5,6	2:4,6	Curtain	1,3,4,6	Pelvis/Torso	1,3	Pelvis/Torso	1,3	Yes	1,3,4,5,6	None	None
Flex	4 DR SUV	6 = 1,3,4,6,7,9; 7= 1,3,4,5,6,7,9	3:4,6,9	Curtain	1,3,4,6,7,9	Torso	1,3	--	--	Yes	1,3,4,5,6,7,9	None	None
Focus	4 DR	1,3,4,5,6	2:4,6	Curtain	1,3,4,6	Pelvis/Torso	1,3	Pelvis/Torso	1,3	Yes	1,3,4,5,6	None	1,3,4,6,R
Focus	5 DR	1,3,4,5,6	2:4,6	Curtain	1,3,4,6	Pelvis/Torso	1,3	Pelvis/Torso	1,3	Yes	1,3,4,5,6	None	1,3,4,6,R
Focus - BEV	5 DR	1,3,4,5,6	2:4,6	Curtain	1,3,4,6	Pelvis/Torso	1,3	Pelvis/Torso	1,3	Yes	1,3,4,5,6	None	1,3,4,6,R
Fusion	4 DR	1,3,4,5,6	2:4,6	Curtain	1,3,4,6	Pelvis/Torso	1,3	Pelvis/Torso	1,3	Yes	1,3,4,5,6	None	None
Fusion HEV	4 DR	1,3,4,5,6	2:4,6	Curtain	1,3,4,6	Pelvis/Torso	1,3	Pelvis/Torso	1,3	Yes	1,3,4,5,6	None	None

Model	Body Style	Seat Locations	LATCH Locations	SAB Type – Head	Head SAB Seat Position(s)	SAB Type – Torso	Torso SAB Seat Position(s)	SAB Type – Pelvis	Pelvis SAB Seat Position(s)	Side Air Bag Out of Position (OOP) Test Meets Specification	Head Restraints Locations	Dynamic Head Restraints Locations	Power Windows w/ Automatic Reversal (ARS)
<b>FORD (continued)</b>													
Mustang convert.	C	1,3,4,6	2:4,6	Head/Torso	1,3	Head/Torso	1,3	--	--	Yes	1,3,4,6	None	None
Mustang coupe	2 DR	1,3,4,6	2:4,6	Head/Torso	1,3	Head/Torso	1,3	--	--	Yes	1,3,4,6	None	None
Taurus	4 DR	1,3,4,5,6	3:4,5,6	Curtain	1,3,4,6	Torso	1,3	--	--	Yes	1,3,4,5,6	None	None
Transit Connect	4 DR	2=1,3 4=1,3,4,5; 5=1,3,4,5,6	2:4,5	Head/Torso	1,3	Head/Torso	1,3	--	--	Yes	1,3,4,5,6	None	None
<b>FREIGHTLINER</b>													
Sprinter 2500 Mixto	Van	1,3,4,5,(6)	4,5,(6)	Curtain	1,3	Torso	1,3	None	--	Yes	all seats	None	None
Sprinter 2500 Cargo Van	Cargo Van	1,(2),(3),(4),(5),(6)	N/A	Curtain	1,3	Torso	1,3	None	--	Yes	1,3	None	None
Sprinter 2500 Passenger Van	Van	1,3,4,5,6,7, 8,9,10,11,12,13	N/A	Curtain	1,3	Torso	1,3	None	--	Yes	all seats	None	None
Sprinter 3500 Cab Chassis	Cab Chassis	1,(2),(3)	N/A	Curtain	1,3	Torso	1,3	None	--	Yes	1,3	None	None
Sprinter 3500 Cargo Van	Cargo Van	1,(2),(3),(4),(5),(6)	N/A	Curtain	1,3	Torso	1,3	None	--	Yes	1,3	None	None

Model	Body Style	Seat Locations	LATCH Locations	SAB Type – Head	Head SAB Seat Position(s)	SAB Type – Torso	Torso SAB Seat Position(s)	SAB Type – Pelvis	Pelvis SAB Seat Position(s)	Side Air Bag Out of Position (OOP) Test Meets Specification	Head Restraints Locations	Dynamic Head Restraints Locations	Power Windows w/ Automatic Reversal (ARS)
<b>GMC</b>													
Acadia	SUV	1,(2),3,4,(5),6,7,8,9	4,6	Curtain	1,3,4,6,7,9	Pelvis/Torso	1,3	Pelvis/Torso	1,3	Yes	1,3,4,6	None	1
Canyon	PU/RC	1,(2),3	None(1)	Curtain	1,3	--	--	--	--	Yes	1,3	None	None
Canyon	PU/EC	1,(2),3,(4,6)	w/seat:4,6	Curtain	1,3,4,6	--	--	--	--	Yes	1,3	None	None
Canyon	PU/CC	1,(2),3,4,5,6	4,6	Curtain	1,3,4,6	--	--	--	--	Yes	1,3	None	None
Savana Cargo G13405	Van	1,(3)	None	Curtain	1,3	--	--	--	--	Yes	1,3	None	None
Savana Cargo G23405	Van	1,(3)	None	Curtain	1,3	--	--	--	--	Yes	1,3	None	None
Savana Cargo G23705	Van	1,(3)	None	Curtain	1,3	--	--	--	--	Yes	1,3	None	None
Savana Cargo G33405	Van	1,(3)	None	Curtain	1,3	--	--	--	--	Yes	1,3	None	None
Savana Cargo G33705	Van	1,(3)	None	Curtain	1,3	--	--	--	--	Yes	1,3	None	None
Savana Cargo H13405	Van	1,(3)	None	Curtain	1,3	--	--	--	--	Yes	1,3	None	None

Model	Body Style	Seat Locations	LATCH Locations	SAB Type – Head	Head SAB Seat Position(s)	SAB Type – Torso	Torso SAB Seat Position(s)	SAB Type – Pelvis	Pelvis SAB Seat Position(s)	Side Air Bag Out of Position (OOP) Test Meets Specification	Head Restraints Locations	Dynamic Head Restraints Locations	Power Windows w/ Automatic Reversal (ARS)
<b>GMC (continued)</b>													
Savana Passenger G13406	Van	1,3,(4,5,6,7,8,9)	4,6,7,9	Curtain	1,3,4,6,7,9	--	--	--	--	Yes	1,3	None	None
Savana Passenger G23406	Van	1,3,(4,5,6,7,8,9,10,11,12,13,14,15)	4,6,7,9,10,13	Curtain	1,3,4,6,7,9	--	--	--	--	Yes	1,3	None	None
Savana Passenger G33406	Van	1,3,(4,5,6,7,8,9,10,11,12,13,14,15)	4,6,7,9,10,13	Curtain	1,3,4,6,7,9	--	--	--	--	Yes	1,3	None	None
Savana Passenger G33706	Van	1,3,(4,5,6,7,8,9,10,11,12,13,14,15)	4,6,7,9,10,13	Curtain	1,3,4,6,7,9	--	--	--	--	Yes	1,3	None	None
Savana Passenger H13406	Van	1,3,(4,5,6,7,8,9)	4,6,7,9	Curtain	1,3,4,6,7,9	--	--	--	--	Yes	1,3	None	None
Sierra 1500 Series	PU/RC	1,(2),3	None	Curtain	1,3	Pelvis/Torso	1,3	Pelvis/Torso	1,3	Yes	1,3	None	None
Sierra 1500 Series	PU/EC	1,(2),3,4,5,6	4,6	Curtain	1,3,4,6	Pelvis/Torso	1,3	Pelvis/Torso	1,3	Yes	1,3	None	None
Sierra 1500 Series	PU/CC	1,(2),3,4,5,6	4,6	Curtain	1,3,4,6	Pelvis/Torso	1,3	Pelvis/Torso	1,3	Yes	1,3	None	None
Sierra 1500 Series Hybrid	PU/CC	1,(2),3,4,5,6	4,6	Curtain	1,3,4,6	Pelvis/Torso	1,3	Pelvis/Torso	1,3	Yes	1,3	None	None
Sierra 2500 Series	PU/RC	1,(2),3	None	Curtain	1,3	Pelvis/Torso	1,3	Pelvis/Torso	1,3	Yes	1,3	None	None



Model	Body Style	Seat Locations	LATCH Locations	SAB Type – Head	Head SAB Seat Position(s)	SAB Type – Torso	Torso SAB Seat Position(s)	SAB Type – Pelvis	Pelvis SAB Seat Position(s)	Side Air Bag Out of Position (OOP) Test Meets Specification	Head Restraints Locations	Dynamic Head Restraints Locations	Power Windows w/ Automatic Reversal (ARS)
<b>GMC (continued)</b>													
Sierra 2500 Series	PU/EC	1,(2),3,4,5,6	4,6	Curtain	1,3,4,6	Pelvis/Torso	1,3	Pelvis/Torso	1,3	Yes	1,3	None	None
Sierra 2500 Series	PU/CC	1,(2),3,4,5,6	4,6	Curtain	1,3,4,6	Pelvis/Torso	1,3	Pelvis/Torso	1,3	Yes	1,3	None	None
Sierra 3500 Series	PU/RC	1,(2),3	None	Curtain	1,3	Pelvis/Torso	1,3	Pelvis/Torso	1,3	Yes	1,3	None	None
Sierra 3500 Series	PU/EC	1,(2),3,4,5,6	4,6	Curtain	1,3	Pelvis/Torso	1,3	Pelvis/Torso	1,3	Yes	1,3	None	None
Sierra 3500 Series	PU/CC	1,(2),3,4,5,6	4,6	Curtain	1,3	Pelvis/Torso	1,3	Pelvis/Torso	1,3	Yes	1,3	None	None
Terrain	SUV	1,3,4,5,6	4,6	Curtain	1,3,4,6	Pelvis/Torso	1,3	Pelvis/Torso	1,3	Yes	1,3,4,6	None	R
Yukon & Yukon Denali	SUV	1,(2),3,4,(5),6,(7,8,9)	2nd Row: Bucket-4,6,60/40-5,6	Curtain	1,3,4,6,7,9	Pelvis/Torso	1,3	Pelvis/Torso	1,3	Yes	1,3,4,6,7,9	None	R
Yukon XL & Yukon Denali XL 1500 Series	SUV	1,(2),3,4,(5),6,(7,8,9)	2nd Row: Bucket-4,6,60/40-5,6	Curtain	1,3,4,6,7,9	Pelvis/Torso	1,3	Pelvis/Torso	1,3	Yes	1,3,4,6,7,9	None	R
Yukon XL & Yukon Denali XL 2500 Series	SUV	1,(2),3,4,(5),6,(7,8,9)	2nd Row: Bucket-4,6,60/40-5,6	Curtain	1,3,4,6,7,9	Pelvis/Torso	1,3	Pelvis/Torso	1,3	Yes	1,3,4,6,7,9	None	R
Yukon Hybrid	SUV	1,(2),3,4,(5),6,(7,8,9)	2nd Row: Bucket-4,6,60/40-5,6	Curtain	1,3,4,6,7,9	Pelvis/Torso	1,3	Pelvis/Torso	1,3	Yes	1,3,4,6,7,9	None	R

Model	Body Style	Seat Locations	LATCH Locations	SAB Type – Head	Head SAB Seat Position(s)	SAB Type – Torso	Torso SAB Seat Position(s)	SAB Type – Pelvis	Pelvis SAB Seat Position(s)	Side Air Bag Out of Position (OOP) Test Meets Specification	Head Restraints Locations	Dynamic Head Restraints Locations	Power Windows w/ Automatic Reversal (ARS)
<b>HONDA</b>													
CROSSTOUR	SUV	1,3,4,5,6	4,6	Curtain	1,3,4,6	Pelvis/Torso	1,3	Pelvis/Torso	1,3	Yes	1,3,4,5,6	1,3	1,3,R
ACCORD COUPE	2 DR	1,3,4,5,6	4,6	Curtain	1,3,4,6	Pelvis/Torso	1,3	Pelvis/Torso	1,3	Yes	1,3,4,5,6	1,3	1,3,R
ACCORD COUPE V6	2 DR	1,3,4,5,6	4,6	Curtain	1,3,4,6	Pelvis/Torso	1,3	Pelvis/Torso	1,3	Yes	1,3,4,5,6	1,3	1,3,R
ACCORD SEDAN	4 DR	1,3,4,5,6	4,6	Curtain	1,3,4,6	Pelvis/Torso	1,3	Pelvis/Torso	1,3	Yes	1,3,4,5,6	1,3	1,3,R
ACCORD SEDAN V6	4 DR	1,3,4,5,6	4,6	Curtain	1,3,4,6	Pelvis/Torso	1,3	Pelvis/Torso	1,3	Yes	1,3,4,5,6	1,3	1,3,R
CIVIC CNG	4 DR	1,3,4,5,6	4,6	Curtain	1,3,4,6	Torso	1,3	None	N/A	Yes	1,3,4,5,6	N/A	1
CIVIC Coupe	2 DR	1,3,4,5,6	4,6	Curtain	1,3,4,6	Torso	1,3	None	N/A	Yes	1,3,4,5,6	N/A	1,R
CIVIC IMA	4 DR	1,3,4,5,6	4,6	Curtain	1,3,4,6	Torso	1,3	None	N/A	Yes	1,3,4,5,6	N/A	1
CIVIC Sedan	4 DR	1,3,4,5,6	4,6	Curtain	1,3,4,6	Torso	1,3	None	N/A	Yes	1,3,4,5,6	N/A	1,R
CR-V	SUV	1,3,4,5,6	4,5,6	Curtain	1,3,4,6	Torso	1,3	None	N/A	Yes	1,3,4,5,6	N/A	1,R

Model	Body Style	Seat Locations	LATCH Locations	SAB Type – Head	Head SAB Seat Position(s)	SAB Type – Torso	Torso SAB Seat Position(s)	SAB Type – Pelvis	Pelvis SAB Seat Position(s)	Side Air Bag Out of Position (OOP) Test Meets Specification	Head Restraints Locations	Dynamic Head Restraints Locations	Power Windows w/ Automatic Reversal (ARS)
<b>HONDA (continued)</b>													
CR-Z	3 HB	1,3	N/A	Curtain	1,3	Torso	1,3	None	N/A	Yes	1,3	1,3	1
FCX	4 DR	1,3,4,6	4,6	Curtain	1,3,4,6	Pelvis/Torso	1,3	Pelvis/Torso	1,3	Yes	1,3,4,6	1,3	1,3,4,6
Fit	5 HB	1,3,4,5,6	4,6	Curtain	1,3,4,6	Torso	1,3	None	N/A	Yes	1,3,4,5,6	1,3	1
INSIGHT	5 HB	1,3,4,5,6	4,6	Curtain	1,3,4,6	Torso	1,3	None	N/A	Yes	1,3,4,5,6	1,3	1
ODYSSEY	Van	LX:1,3,4,6,7,8,9 EX,EX-L, Touring:1,3,4,5, 6,7,8,9	LX:4,6,7,9 Others: 4,5,6,7,9	Curtain	1,3,4,6,7,9	Pelvis/Torso	1,3	Pelvis/Torso	1,3	Yes	LX:1,3,4,6,7,8,9 Others: 1,3,4,5,6,7,8,9	1,3	1,3,R
PILOT	SUV	1,3,4,5,6,7,8,9	4,5,6,9	Curtain	1,3,4,6,7,9	Pelvis/Torso	1,3	Pelvis/Torso	1,3	Yes	1,3,4,5,6,7,8,9	1,3	1,3,R
RIDGELINE	PU/CC	1,3,4,5,6	4,5,6	Curtain	1,3,4,6	Torso	1,3	None	N/A	Yes	1,3,4,5,6	1,3	1
<b>HYUNDAI</b>													
Accent	4 DR	1,3,4,5,6	4,6	Curtain	1,3,4,6	Pelvis/Torso	1,3	Pelvis/Torso	1,3	Yes	1,3,4,5,6	1,3	R
Accent	5 HB	1,3,4,5,6	4,6	Curtain	1,3,4,6	Pelvis/Torso	1,3	Pelvis/Torso	1,3	Yes	1,3,4,5,6	1,3	R
Azera	4 DR	1,3,4,5,6	4,6	Curtain	1,3,4,6	Pelvis/Torso	1,3,4,6	Pelvis/Torso	1,3	Yes	1,3,4,5,6	None	1,3
Elantra	4 DR	1,3,4,5,6	4,6	Curtain	1,3,4,6	Pelvis/Torso	1,3	Pelvis/Torso	1,3	Yes	1,3,4,5,6	(1),(3)	1,R

Model	Body Style	Seat Locations	LATCH Locations	SAB Type – Head	Head SAB Seat Position(s)	SAB Type – Torso	Torso SAB Seat Position(s)	SAB Type – Pelvis	Pelvis SAB Seat Position(s)	Side Air Bag Out of Position (OOP) Test Meets Specification	Head Restraints Locations	Dynamic Head Restraints Locations	Power Windows w/ Automatic Reversal (ARS)
<b>HYUNDAI (continued)</b>													
Elantra 2DR	2 DR	1,3,4,5,6	4,6	Curtain	1,3,4,6	Pelvis/Torso	1,3	Pelvis/Torso	1,3	Yes	1,3,4,5,6	(1),(3)	1,R
Elantra Touring	5 HB	1,3,4,5,6	4,6	Curtain	1,3,4,6	Pelvis/Torso	1,3	Pelvis/Torso	1,3	Yes	1,3,4,5,6	(1),(3)	1,(3),(4),(6),R
Equus	4 DR	1,3,4,5,6	4,6	Curtain	1,3,4,6	Pelvis/Torso	1,3,4,6	Pelvis/Torso	1,3	Yes	1,3,4,5,6	1,3	1,3,4,6,R
Genesis	4 DR	1,3,4,5,6	4,6	Curtain	1,3,4,6	Pelvis/Torso	1,3,4,6	Pelvis/Torso	1,3	Yes	1,3,4,5,6	(1),(3)	1,3,R
Genesis Coupe	2 DR	1,3,4,6	4,6	Curtain	1,3	Pelvis/Torso	1,3	Pelvis/Torso	1,3	Yes	1,3	(1),(3)	1,3,R
Santa Fe	SUV	1,2,3,5,6	4,6	Curtain	1,3,4,6,7,9	Pelvis/Torso	1,3	Pelvis/Torso	1,3	Yes	1,3,4,5,6	1,3	1,R
Sonata	4 DR	1,3,4,5,6	4,6	Curtain	1,3,4,6	Pelvis/Torso	1,3	Pelvis/Torso	1,3	Yes	1,3,4,5,6	1,3	(1),R
Sonata Hybrid	4 DR	1,3,4,5,6	4,6	Curtain	1,3,4,6	Pelvis/Torso	1,3	Pelvis/Torso	1,3	Yes	1,3,4,5,6	1,3	(1),R
Tucson	SUV	1,3,4,5,6	4,6	Curtain	1,3,4,6	Pelvis/Torso	1,3	Pelvis/Torso	1,3	Yes	1,3,4,5,6	1,3	1,R
Veloster	2 DR	1,3,4,6	4,6	Curtain	1,3,4,6	Pelvis/Torso	1,3	Pelvis/Torso	1,3	Yes	1,3,4,6	None	1
Veracruz	SUV	1,3,4,5,6,7,9	4,6	Curtain	1,3,4,6,7,9	Pelvis/Torso	1,3	Pelvis/Torso	1,3	Yes	1,3,4,5,6,7,9	(1),(3)	1,R

Model	Body Style	Seat Locations	LATCH Locations	SAB Type – Head	Head SAB Seat Position(s)	SAB Type – Torso	Torso SAB Seat Position(s)	SAB Type – Pelvis	Pelvis SAB Seat Position(s)	Side Air Bag Out of Position (OOP) Test Meets Specification	Head Restraints Locations	Dynamic Head Restraints Locations	Power Windows w/ Automatic Reversal (ARS)
<b>INFINITI</b>													
EX35	SW	1,3,4,5,6	4,6	Curtain	1,3,4,6	Pelvis/Torso	1,3	Pelvis/Torso	1,3	Yes	1,3,4,6	1,3	None
FX35,50	SUV	1,3,4,5,6	4,6	Curtain	1,3,4,6	Pelvis/Torso	1,3	Pelvis/Torso	1,3	Yes	1,3,4,6	1,3	None
G37 Convertible	C	1,3,4,6	N/A	Curtain	1,3	Pelvis/Torso	1,3	Pelvis/Torso	1,3	Yes	1,3	1,3	None
G37 Coupe	2 DR	1,3,4,6	4,6	Curtain	1,3,4,6	Pelvis/Torso	1,3	Pelvis/Torso	1,3	Yes	1,3,4,6	1,3	None
G37 Sedan G25 Sedan	4 DR	1,3,4,5,6	4,6	Curtain	1,3,4,6	Pelvis/Torso	1,3	Pelvis/Torso	1,3	Yes	1,3,4,6	1,3	None
M35 HEV	4 DR	1,3,4,5,6	4,6	Curtain	1,3,4,6	Pelvis/Torso	1,3	Pelvis/Torso	1,3	Yes	1,3,4,6	1,3	None
M37,M56	4 DR	1,3,4,5,6	4,6	Curtain	1,3,4,6	Pelvis/Torso	1,3	Pelvis/Torso	1,3	Yes	1,3,4,6	1,3	None
QX56	SUV	1,3,4,6,7,8,9 or 1,3,4,5,6,7,8,9	4,6	Curtain	1,3,4,6,7,9	Pelvis/Torso	1,3	Pelvis/Torso	1,3	Yes	1,3,4,6,7,9	1,3	None
<b>JAGUAR</b>													
XF	4 DR	1,3,4,5,6	4,6	Curtain	1,3,4,6	Pelvis/Torso	1,3	Pelvis/Torso	1,3	Yes	1,3,4,6	1,3	1,3,4,6
XJ (LWB)	4 DR	1,3,4,5,6	4,6	Curtain	1,3,4,6	Pelvis/Torso	1,3	Pelvis/Torso	1,3	Yes	1,3,4,6	1,3	1,3,4,6

Model	Body Style	Seat Locations	LATCH Locations	SAB Type – Head	Head SAB Seat Position(s)	SAB Type – Torso	Torso SAB Seat Position(s)	SAB Type – Pelvis	Pelvis SAB Seat Position(s)	Side Air Bag Out of Position (OOP) Test Meets Specification	Head Restraints Locations	Dynamic Head Restraints Locations	Power Windows w/ Automatic Reversal (ARS)
<b>JAGUAR (continued)</b>													
XJ (SWB)	4 DR	1,3,4,5,6	4,6	Curtain	1,3,4,6	Pelvis/Torso	1,3	Pelvis/Torso	1,3	Yes	1,3,4,6	1,3	1,3,4,6
XK Convertible	C	1,3,4,6	4,6	Head/Torso	1,3	Head/Torso	1,3	None	N/A	Yes	1,3	1,3	1,3
XK Coupe	2 DR	1,3,4,6	4,6	Head/Torso	1,3	Head/Torso	1,3	None	N/A	Yes	1,3	1,3	1,3
<b>JEEP</b>													
Compass	SUV	1,3,4,5,6	4,6	Curtain	1,3,4,6	Torso	1,3		--	Yes	1,3,4,5,6	1,3	1,3
Grand Cherokee	SUV	1,3,4,5,6	4,6	Curtain	1,3,4,6	Pelvis/Torso	1,3	Pelvis/Torso	1,3	No	1,3,4,5,6	1,3	1,3
Liberty	SUV	1,3,4,5,6	4,6	Curtain	1,3,4,6	None	--	--	--	Yes	1,3,4,5,6	1,3	1,3
Patriot	SUV	1,3,4,5,6	4,6	Curtain	1,3,4,6	Torso	1,3	--	--	Yes	1,3,4,5,6	1,3	1,3
Wrangler	SUV	1,3,4,6	4,6	Head/Torso	1,3	Torso	1,3	--	--	No	1,3,4,6	--	1,3
Wrangler Unlimited	SUV	1,3,4,5,6	4,6	Head/Torso	1,3	Torso	1,3	--	--	No	1,3,4,6	--	1,3

Model	Body Style	Seat Locations	LATCH Locations	SAB Type – Head	Head SAB Seat Position(s)	SAB Type – Torso	Torso SAB Seat Position(s)	SAB Type – Pelvis	Pelvis SAB Seat Position(s)	Side Air Bag Out of Position (OOP) Test Meets Specification	Head Restraints Locations	Dynamic Head Restraints Locations	Power Windows w/ Automatic Reversal (ARS)
<b>KIA</b>													
Forte 4DR	4 DR	1,3,4,5,6	4,6	Curtain	1,3,4,6	Pelvis/Torso	1,3	Pelvis/Torso	1,3	Yes	1,3,4,(5),6	(1),(3)	R
Forte 5DR	5 HB	1,3,4,5,6	4,6	Curtain	1,3,4,6	Pelvis/Torso	1,3	Pelvis/Torso	1,3	Yes	1,3,4,(5),6	(1),(3)	R
Forte Koup	2 DR	1,3,4,5,6	4,6	Curtain	1,3,4,6	Pelvis/Torso	1,3	Pelvis/Torso	1,3	Yes	1,3,4,(5),6	(1),(3)	--
Optima	4 DR	1,3,4,5,6	4,6	Curtain	1,3,4,6	Pelvis/Torso	1,3	Pelvis/Torso	1,3	Yes	1,3,4,6	1,3	(1),(3)
Optima Hybrid	4 DR	1,3,4,5,6	4,6	Curtain	1,3,4,6	Pelvis/Torso	1,3	Pelvis/Torso	1,3	Yes	1,3,4,6	1,3	1,3
Rio 4DR	4 DR	1,3,4,5,6	4,6	Curtain	1,3,4,6	Pelvis/Torso	1,3	Pelvis/Torso	1,3	Yes	1,3,4,(5),6	None	(1),R
Rio 5DR	5 HB	1,3,4,5,6	4,6	Curtain	1,3,4,6	Pelvis/Torso	1,3	Pelvis/Torso	1,3	Yes	1,3,4,(5),6	None	(1),R
Sedona	SUV	1,3,4,6,7,8,9	4,6,9	Curtain	1,3,4,6,7,9	Pelvis/Torso	1,3	Pelvis/Torso	1,3	Yes	1,3,4,6,7,8,9	(1),(3)	--
Sorento	SUV	1,3,4,5,6; 1,3,4,5,6,7,9	4,6	Curtain	1,3,4,6	Pelvis/Torso	1,3	Pelvis/Torso	1,3	Yes	1,3,4,5,6,7,9	(1),(3)	1,R
Soul	SUV	1,3,4,5,6	4,6	Curtain	1,3,4,6	Pelvis/Torso	1,3	Pelvis/Torso	1,3	Yes	1,3,4,(5),6	1,3	R
Sportage	SUV	1,3,4,5,6	4,6	Curtain	1,3,4,6	Pelvis/Torso	1,3	Pelvis/Torso	1,3	Yes	1,3,4,5,6	1,3	1,R

Model	Body Style	Seat Locations	LATCH Locations	SAB Type – Head	Head SAB Seat Position(s)	SAB Type – Torso	Torso SAB Seat Position(s)	SAB Type – Pelvis	Pelvis SAB Seat Position(s)	Side Air Bag Out of Position (OOP) Test Meets Specification	Head Restraints Locations	Dynamic Head Restraints Locations	Power Windows w/ Automatic Reversal (ARS)
<b>LAND ROVER</b>													
LR2	SUV	1,3,4,5,6	4,6	Curtain	1,3,4,6	Pelvis/Torso	1,3	Pelvis/Torso	1,3	Yes	1,3,4,5,6	None	1,3,4,6
LR4 (5 seat)	SUV	1,3,4,5,6	4,6	Curtain	1,3,4,6	Pelvis/Torso	1,3	Pelvis/Torso	1,3	Yes	1,3,4,5,6	None	1,3,4,6
LR4 (7 seat)	SUV	1,3,4,5,6,7,9	4,6	Curtain	1,3,4,6,7,9	Pelvis/Torso	1,3	Pelvis/Torso	1,3	Yes	1,3,4,5,6,7,9	None	1,3,4,6
Range Rover	SUV	1,3,4,5,6	4,6	Curtain	1,3,4,6	Pelvis/Torso	1,3	Pelvis/Torso	1,3	Yes	1,3,4,5,6	1,3	1,3,4,6
Range Rover Evoque (3-Door)	SUV	1,3,4,6	4,6	Curtain	1,3,4,6	Pelvis/Torso	1,3	Pelvis/Torso	1,3	Yes	1,3,4,6	None	1,3
Range Rover Evoque (5-Door)	SUV	1,3,4,5,6	4,6	Curtain	1,3,4,6	Pelvis/Torso	1,3	Pelvis/Torso	1,3	Yes	1,3,4,5,6	None	1,3,4,6
Range Rover Sport	SUV	1,3,4,5,6	4,6	Curtain	1,3,4,6	Pelvis/Torso	1,3	Pelvis/Torso	1,3	Yes	1,3,4,5,6	None	1,3,4,6
<b>LEXUS</b>													
CT200h	5 HB	1,3,4,5,6	4,6	Curtain	1,3,4,6	None	N/A	Pelvis/Torso	1,3	Yes	1,3,4,5,6	N/A	1,3,4,6 R
ES350	4 DR	1,3,4,5,6	4,6	Curtain	1,3,4,6	Torso	1,3,4,6	None	N/A	Yes	1,3,4,5,6	N/A	1,3,4,6 R
GX460	SUV	1,3,4,5,6 1,3,4,5,6,7,9	4,6	Curtain	2-row: 1,3,4,6 3-row: 1,3,4,6,7,9	Torso	4,6	Pelvis/Torso	1,3	Yes	3 rows: 1,3,4,5,6,7,9 2 rows:1,3,4,5,6	1,3	1,3,4,6 R



Model	Body Style	Seat Locations	LATCH Locations	SAB Type – Head	Head SAB Seat Position(s)	SAB Type – Torso	Torso SAB Seat Position(s)	SAB Type – Pelvis	Pelvis SAB Seat Position(s)	Side Air Bag Out of Position (OOP) Test Meets Specification	Head Restraints Locations	Dynamic Head Restraints Locations	Power Windows w/ Automatic Reversal (ARS)
<b>LEXUS (continued)</b>													
HS250h	4 DR	1,3,4,5,6	4,6	Curtain	1,3,4,6	Torso	1,3,4,6	None	N/A	Yes	1,3,4,5,6	1,3	1,3,4,6 R
IS F	4DR	1,3,4,6	4,6	Curtain	1,3,4,6	None	N/A	Pelvis/Torso	1,3	Yes	1,3,4,6	N/A	1,3,4,6 R
IS250/350	4 DR	1,3,4,5,6	4,6	Curtain	1,3,4,6	None	N/A	Pelvis/Torso	1,3	Yes	1,3,4,5,6	N/A	1,3,4,6 R
IS250C/350C	C	1,3,4,6	4,6	None	--	Head/Torso	1,3	None	N/A	Yes	1,3,4,6	N/A	N/A
LFA	2 DR	1,3	N/A	incorporated in seat belt	1,3	incorporated in seat belt	1,3	None	N/A	No	1,3	N/A	1,2
LS460	4 DR	1,3,4,5,6	4,6	Curtain	1,3,4,6	Torso	4,6	Pelvis/Torso	1,3	Yes	1,3,4,5,6	1,3	1,3,4,6 R
LS460L	4 DR	1,3,4,6 1,3,4,5,6	4,6	Curtain	1,3,4,6	Torso	4,6	Pelvis/Torso	1,3	Yes	4 pass:1,3,4,6 5 pass:1,3,4,5,6	1,3	1,3,4,6 R
LS600hL	4 DR	1,3,4,6 1,3,4,5,6	4,6	Curtain	1,3,4,6	Torso	4,6	Pelvis/Torso	1,3	Yes	4 pass:1,3,4,6 5 pass:1,3,4,5,6	1,3	1,3,4,6 R
LX570	SUV	1,3,4,5,6,7,8,9	4,6	Curtain	1,3,4,6,7,9	Torso	1,3,4,6	None	N/A	Yes	1,3,4,5,6,7,8,9	1,3	1,3,4,6 R
RX350	SUV	1,3,4,5,6	4,6	Curtain	1,3,4,6	Torso	4,6	Pelvis/Torso	1,3	Yes	1,3,4,5,6	1,3	1,3,4,6 R
RX450h	SUV	1,3,4,5,6	4,6	Curtain	1,3,4,6	Torso	4,6	Pelvis/Torso	1,3	Yes	1,3,4,5,6	1,3	1,3,4,6 R

Model	Body Style	Seat Locations	LATCH Locations	SAB Type – Head	Head SAB Seat Position(s)	SAB Type – Torso	Torso SAB Seat Position(s)	SAB Type – Pelvis	Pelvis SAB Seat Position(s)	Side Air Bag Out of Position (OOP) Test Meets Specification	Head Restraints Locations	Dynamic Head Restraints Locations	Power Windows w/ Automatic Reversal (ARS)
<b>LINCOLN</b>													
MKS	4	1,3,4,5,6	3:4,5,6	Curtain	1,3,4,6	Torso	1,3	--	--	Yes	1,3,4,5,6	None	None
MKT	4 DR SUV	6 = 1,3,4,6,7,9; 7 = 1,3,4,5,6,7,9	3:4,6,9	Curtain	1,3,4,6,7,9	Torso	1,3	--	--	Yes	1,3,4,5,6,7,9	None	None
MKX	4 DR SUV	1,3,4,5,6	2:4,6	Curtain	1,3,4,6	Torso	1,3	--	--	Yes	1,3,4,5,6	None	None
MKZ	4	1,3,4,5,6	2:4,6	Curtain	1,3,4,6	Pelvis/Torso	1,3	Pelvis/Torso	1,3	Yes	1,3,5,4,6	None	None
MKZ HEV	4	1,3,4,5,6	2:4,6	Curtain	1,3,4,6	Pelvis/Torso	1,3	Pelvis/Torso	1,3	Yes	1,3,4,5,6	None	None
Navigator	4 DR SUV and 4 DR extended SUV	8 = 1,3,4,5,6,7,8,9; 7 = 1,3,4,6,7,8,9	7pass 4,6 8pass 4,5,6	Curtain	1,3,4,6,7,9	Torso	1,3	--	--	Yes	1,3,4,6,7,9	1,3	None
<b>MAYBACH</b>													
Maybach	4 DR	1,3,4,6	4,6	Curtain	1,3,4,6	Torso	1,3,4,6	None	--	No	1,3,4,5,6	-	1,3,4,6,R,P
<b>MAZDA</b>													
CX-7	SUV	1,3,4,5,6	4,6	Curtain	1,3,4,6	Torso	1,3	None	--	Yes	1,3,4,6	None	1
CX-9	SUV	1,3,4,5,6,7,9	4,6	Curtain	1,3,4,6,7,9	Torso	1,3	None	--	Yes	1,3,4,6,7,9	1,3	1,3,R

Model	Body Style	Seat Locations	LATCH Locations	SAB Type – Head	Head SAB Seat Position(s)	SAB Type – Torso	Torso SAB Seat Position(s)	SAB Type – Pelvis	Pelvis SAB Seat Position(s)	Side Air Bag Out of Position (OOP) Test Meets Specification	Head Restraints Locations	Dynamic Head Restraints Locations	Power Windows w/ Automatic Reversal (ARS)
<b>MAZDA (continued)</b>													
Mazda2	5 HB	1,3,4,5,6	4,6	Curtain	1,3,4,6	Torso	1,3	None	--	Yes	1,3,4,6	None	1
Mazda3	4 DR	1,3,4,5,6	4,6	Curtain	1,3,4,6	Pelvis/Torso	1,3	Pelvis/Torso	1,3	Yes	1,3,4,6	1,3	1
Mazda3	5 HB	1,3,4,5,6	4,6	Curtain	1,3,4,6	Pelvis/Torso	1,3	Pelvis/Torso	1,3	Yes	1,3,4,6	1,3	1
Mazda5	SW	1,3,4,6,7,9	4,6	Curtain	1,3,4,6,7,9	Pelvis/Torso	1,3	Pelvis/Torso	1,3	Yes	1,3,4,6,7,9	None	1
Mazda6	4 DR	1,3,4,5,6	4,6	Curtain	1,3,4,6	Pelvis/Torso	1,3	Pelvis/Torso	1,3	Yes	1,3,4,6	None	1
MX-5	C	1,3	N/A	Head/Torso	1,3	Head/Torso	1,3	None	--	Yes	1,3	None	None
<b>MERCEDES-BENZ</b>													
B-Class Fuel Cell	4 DR	1,3,4,6	4,6	Curtain	1,3,4,6	Torso	1,3	None	--	Yes	1,3,4,6	--	1,3,4,6,R
C-Class	4 DR	1,3,4,5,6	4,6	Curtain	1,3,4,6	Torso	1,3	Pelvis	1,3	Yes	1,3,4,5,6	1,3	1,3,4,6,R
CL-Class	2 DR	1,3,4,6	4,6	Curtain	1,3,4,6	Torso	1,3,4,6	None	--	Yes	1,3,4,6,	--	1,3,4,6,R
CLS-Class	4 DR	1,3,4,6	4,6	Curtain	1,3,4,6	Torso	1,3	Pelvis	1,3	Yes	1,3,4,6	1,3	1,3,4,6,R

Model	Body Style	Seat Locations	LATCH Locations	SAB Type – Head	Head SAB Seat Position(s)	SAB Type – Torso	Torso SAB Seat Position(s)	SAB Type – Pelvis	Pelvis SAB Seat Position(s)	Side Air Bag Out of Position (OOP) Test Meets Specification	Head Restraints Locations	Dynamic Head Restraints Locations	Power Windows w/ Automatic Reversal (ARS)
<b>MERCEDES-BENZ (continued)</b>													
E-Class Cabriolet	2DR/C	1,3,4,6	None	Other	1,3	Torso	1,3	Pelvis	1,3	Yes	1,3,4,6	1,3	1,3,4,6
E-Class Coupe	2 DR	1,3,4,6	4,6	Curtain	1,3,4,6	Torso	1,3	Pelvis	1,3	Yes	1,3,4,6	1,3	1,3,4,6,R
E-Class Sedan	4DR/SW	1,3,4,5,6	4,6	Curtain	1,3,4,6	Torso	1,3	Pelvis	1,3	Yes	1,3,4,5,6	1,3	1,3,4,6,R
G-Class	SUV	1,3,4,5,6	4,6	Curtain	1,3,4,6	None	--	None	--	Yes	1,3,4,6	1,3	--
GL-Class	SUV	1,3,4,5,6,7,9	4,6,7,9	Curtain	1,3,4,6,7,9	Torso	1,3,4,6	None	--	Yes	1,3,4,5,6,7,9	1,3	1,3,4,6,7,9,R
GLK-Class	4 DR	1,3,4,5,6	4,6	Curtain	1,3,4,6	Torso	1,3	Pelvis	1,3	Yes	1,3,4,5,6	1,3	1,3,4,6,R
ML-Class	SUV	1,3,4,5,6	4,6	Curtain	1,3,4,6	Torso	1,3	None	--	Yes	1,3,4,5,6	1,3	1,3,4,6,R
R-Class	SUV	1,3,4,6,7,9	4,6,7,9	Curtain	1,3,4,6,7,9	Torso	1,3	None	--	Yes	1,3,4,5,6,7,9	1,3	1,3,4,6,7,9,R
S-Class	4 DR	1,3,4,5,6	4,6	Curtain	1,3,4,6	Torso	1,3,4,6	None	--	Yes	1,3,4,5,6	1,3	1,3,4,6,R
SL-Class	C	1,3	None	Head/Torso	1,3	Head/Torso	1,3	None	--	Yes	1,3	--	1,3

Model	Body Style	Seat Locations	LATCH Locations	SAB Type – Head	Head SAB Seat Position(s)	SAB Type – Torso	Torso SAB Seat Position(s)	SAB Type – Pelvis	Pelvis SAB Seat Position(s)	Side Air Bag Out of Position (OOP) Test Meets Specification	Head Restraints Locations	Dynamic Head Restraints Locations	Power Windows w/ Automatic Reversal (ARS)
<b>MERCEDES-BENZ (continued)</b>													
SLK-Class	C	1,3	None	Head	1,3	Torso	1,3	None	--	Yes	1,3	--	1,3
SLS AMG	2 DR or C	1,3	None	Head	1,3	Torso	1,3	None	--	Yes	1,3	--	1,3
Sprinter 2500 Mixto	Van	1,3,4,5,(6)	4,5,(6)	Curtain	1,3	Torso	1,3	None	--	Yes	all seats	None	None
Sprinter 2500 Cargo Van	Cargo Van	1,(2),(3),(4),(5),(6)	N/A	Curtain	1,3	Torso	1,3	None	--	Yes	1,3	None	None
Sprinter 2500 Passenger Van	Van	1,3,4,5,6,7,8,9,10,11,12,13	N/A	Curtain	1,3	Torso	1,3	None	--	Yes	all seats	None	None
Sprinter 3500 Cab Chassis	Cab Chassis	1,(2),(3)	N/A	Curtain	1,3	Torso	1,3	None	--	Yes	1,3	None	None
Sprinter 3500 Cargo Van	Cargo Van	1,(2),(3),(4),(5),(6)	N/A	Curtain	1,3	Torso	1,3	None	--	Yes	1,3	None	None
<b>MINI</b>													
Cooper Coupe	2 DR	1,3	N/A	Head/Torso Combo	1,3	Head/Torso Combo	1,3	--	--	Yes	1,3	--	None
Cooper Roadster	2 DR	1,3	N/A	Head/Torso Combo	1,3	Head/Torso Combo	1,3	--	--	Yes	1,3	--	None
Cooper S Coupe	2 DR	1,3	N/A	Head/Torso Combo	1,3	Head/Torso Combo	1,3	--	--	Yes	1,3	--	None

Model	Body Style	Seat Locations	LATCH Locations	SAB Type – Head	Head SAB Seat Position(s)	SAB Type – Torso	Torso SAB Seat Position(s)	SAB Type – Pelvis	Pelvis SAB Seat Position(s)	Side Air Bag Out of Position (OOP) Test Meets Specification	Head Restraints Locations	Dynamic Head Restraints Locations	Power Windows w/ Automatic Reversal (ARS)
<b>MINI (continued)</b>													
Cooper S Roadster	2 DR	1,3	N/A	Head/Torso Combo	1,3	Head/Torso Combo	1,3	--	--	Yes	1,3	--	None
JCW Coupe	2 DR	1,3	N/A	Head/Torso Combo	1,3	Head/Torso Combo	1,3	--	--	Yes	1,3	--	None
JCW Roadster	2 DR	1,3	N/A	Head/Torso Combo	1,3	Head/Torso Combo	1,3	--	--	Yes	1,3	--	None
Clubman	SW	1,3,4,6	4,6	Curtain	1,3,4,6	Torso	1,3	--	--	Yes	1,3,4,5,6	--	R
Clubman S	SW	1,3,4,6	4,6	Curtain	1,3,4,6	Torso	1,3	--	--	Yes	1,3,4,5,6	--	R
Clubman S JCW	SW	1,3,4,6	4,6	Curtain	1,3,4,6	Torso	1,3	--	--	Yes	1,3,4,5,6	--	R
Cooper	2 DR	1,3,4,6	4,6	Curtain	1,3,4,6	Torso	1,3	--	--	Yes	1,3,4,6	--	Roof
Cooper Convertible	C	1,3,4,6	4(LA),6(LA)	Head/Torso Combo	1,3	Head/Torso Combo	1,3	--	--	Yes	1,3,4,6	--	None
Cooper Countryman	4 DR	1,3,4,6	4,6	Curtain	1,3,4,6	Torso	1,3	--	--	Yes	1,3,4,6	--	1,3,4,6
Cooper S	2 DR	1,3,4,6	4,6	Curtain	1,3,4,6	Torso	1,3	--	--	Yes	1,3,4,6	--	Roof

Model	Body Style	Seat Locations	LATCH Locations	SAB Type – Head	Head SAB Seat Position(s)	SAB Type – Torso	Torso SAB Seat Position(s)	SAB Type – Pelvis	Pelvis SAB Seat Position(s)	Side Air Bag Out of Position (OOP) Test Meets Specification	Head Restraints Locations	Dynamic Head Restraints Locations	Power Windows w/ Automatic Reversal (ARS)
<b>MINI (continued)</b>													
Cooper S Convertible	C	1,3,4,6	4(LA),6(LA)	Head/Torso Combo	1,3	Head/Torso Combo	1,3	--	--	Yes	1,3,4,6	--	None
Cooper S Countryman	4 DR	1,3,4,6	4,6	Curtain	1,3,4,6	Torso	1,3	--	--	Yes	1,3,4,6	--	1,3,4,6
Cooper S Countryman All4	4 DR	1,3,4,6	4,6	Curtain	1,3,4,6	Torso	1,3	--	--	Yes	1,3,4,5,6	--	1,3,4,6
Cooper S JCW	2 DR	1,3,4,6	4,6	Curtain	1,3,4,6	Torso	1,3	--	--	Yes	1,3,4,6	--	Roof
Cooper S JCW Convertible	C	1,3,4,6	4(LA),6(LA)	Head/Torso Combo	1,3	Head/Torso Combo	1,3	--	--	Yes	1,3,4,6	--	None
<b>MITSUBISHI</b>													
Eclipse	3 HB	1,3,4,6	4,6	Curtain	1,3	Pelvis/Torso	1,3	Pelvis/Torso	1,3	Yes	1,3	None	N/A
Eclipse Spyder	C	1,3,4,6	(only lower anchors for seat 4,6)	Head/Torso	1,3	Head/Torso	1,3	N/A	N/A	No	1,3	None	N/A
Galant	4 DR	1,3,4,5,6	4,6	Curtain	1,3,4,6	Torso	1,3	N/A	N/A	Yes	1,3,4,6	None	N/A
Lancer	4 DR	1,3,4,5,6	4,6	Curtain	1,3,4,6	Pelvis/Torso	1,3	Pelvis/Torso	1,3	Yes	1,3,4,5,6	None	1,R

Model	Body Style	Seat Locations	LATCH Locations	SAB Type – Head	Head SAB Seat Position(s)	SAB Type – Torso	Torso SAB Seat Position(s)	SAB Type – Pelvis	Pelvis SAB Seat Position(s)	Side Air Bag Out of Position (OOP) Test Meets Specification	Head Restraints Locations	Dynamic Head Restraints Locations	Power Windows w/ Automatic Reversal (ARS)
<b>MITSUBISHI (continued)</b>													
Lancer Evolution	4 DR	1,3,4,5,6	4,6	Curtain	1,3,4,6	Torso	1,3	N/A	N/A	Yes	1,3,4,5,6	None	1,R
Lancer Sportback	5 HB	1,3,4,5,6	4,6	Curtain	1,3,4,6	Pelvis/Torso	1,3	Pelvis/Torso	1,3	Yes	1,3,4,5,6	None	1,R
iMiEV	5 HB	1,3,4,6	4,6	Curtain	1,3,4,6	Pelvis/Torso	1,3	Pelvis/Torso	1,3	Yes	1,3,4,6	None	N/A
Outlander	SUV	1,3,4,5,6 or 1,3,4,5,6,3rd row right and 3rd row left	4,6	Curtain	1,3,4,6	Pelvis/Torso	1,3	Pelvis/Torso	1,3	Yes	1,3,4,5,6 3rd row; Left&Right	None	1,R
Outlander Sport	SUV	1,3,4,5,6	4,6	Curtain	1,3,4,6	Pelvis/Torso	1,3	Pelvis/Torso	1,3	Yes	1,3,4,5,6	None	1
<b>NISSAN</b>													
370Z Coupe	2 DR	1,3	N/A	Curtain	1,3	Pelvis/Torso	1,3	Pelvis/Torso	1,3	Yes	1,3	1,3	None
370Z Roadster	C	1,3	N/A	Curtain	1,3	Pelvis/Torso	1,3	Pelvis/Torso	1,3	Yes	1,3	1,3	None
Altima	4 DR	1,3,4,5,6	4,6	Curtain	1,3,4,6	Torso	1,3	Pelvis/Torso	1,3	Yes	1,3,4,6	1,3	None
Altima Coupe	2 DR	1,3,4,5,6	4,6	Curtain	1,3,4,6	Torso	1,3	Pelvis/Torso	1,3	Yes	1,3,4,6	1,3	None



Model	Body Style	Seat Locations	LATCH Locations	SAB Type – Head	Head SAB Seat Position(s)	SAB Type – Torso	Torso SAB Seat Position(s)	SAB Type – Pelvis	Pelvis SAB Seat Position(s)	Side Air Bag Out of Position (OOP) Test Meets Specification	Head Restraints Locations	Dynamic Head Restraints Locations	Power Windows w/ Automatic Reversal (ARS)
<b>NISSAN (continued)</b>													
Armada	SUV	1,3,4,5,6,7,8,9	4,6	Curtain	1,3,4,6,7,9	Torso	1,3	None	N/A	Yes	1,3,4,6,7,9 (without Optional bench seat) 1,3,4,5,6,7,9 (with Optional bench seat)	1,3	None
Cube	Van	1,3 or 1,3,4,5,6	2-seats :N/A 5-seats :4,6	Curtain	2-seats : 1,3 5-seats : 1,3,4,6	Pelvis/Torso	1,3	Pelvis/Torso	1,3	Yes	2-seats : 1,3 5-seats : 1,3,4,6	1,3	None
Frontier Crew Cab	PU/CC	1,3,4,5,6	4,6	Curtain	1,3,4,6	Torso	1,3	Pelvis/Torso or Torso	1,3	Yes	1,3,4,6	1,3	None
Frontier King Cab	PU/EC	1,3,4,6	4,6	Curtain	1,3,4,6	Torso	3	Pelvis/Torso	1	Yes	1,3,4,6	1,3	None
GT-R	2 DR	1,3,4,6	4,6	Curtain	1,3	Torso	1,3	Torso	1,3	Yes	1,3	1,3	None
Juke	SUV	1,3,4,5,6	4,6	Curtain	1,3,4,6	Pelvis/Torso	1,3	Pelvis/Torso	1,3	Yes	1,3,4,6	1,3	None
Leaf	5 HB	1,3,4,5,6	4,6	Curtain	1,3,4,6	Pelvis/Torso	1,3	Pelvis/Torso	1,3	Yes	1,3,4,6	1,3	None
Maxima	4 DR	1,3,4,5,6	4,6	Curtain	1,3,4,6	Torso	1,3	Pelvis/Torso	1,3	Yes	1,3,4,6	1,3	None
Murano	SUV	1,3,4,5,6	4,6	Curtain	1,3,4,6	Pelvis/Torso	1,3	Pelvis/Torso	1,3	Yes	1,3,4,6	1,3	None
Murano Cross Cabriolet	C	1,3,4,6	N/A	Curtain	1,3	Pelvis/Torso	1,3	Pelvis/Torso	1,3	Yes	1,3,4,6	1,3	None

Model	Body Style	Seat Locations	LATCH Locations	SAB Type – Head	Head SAB Seat Position(s)	SAB Type – Torso	Torso SAB Seat Position(s)	SAB Type – Pelvis	Pelvis SAB Seat Position(s)	Side Air Bag Out of Position (OOP) Test Meets Specification	Head Restraints Locations	Dynamic Head Restraints Locations	Power Windows w/ Automatic Reversal (ARS)
<b>NISSAN (continued)</b>													
NV1500, NV2500, NV3500	Van	1,3	N/A	Curtain	1,3	Pelvis/Torso	1,3	Pelvis/Torso	1,3	Yes	1,3	N/A	None
NV3500 Passenger Van	Van	1,3,4,5,6,7,8,9,10,11,12,13	5,8,11	Curtain	1,3,4,6,7,9,10,13	Pelvis/Torso	1,3	Pelvis/Torso	1,3	Yes	1,3,4,5,6,7,8,9,10,11,12,13	N/A	None
Pathfinder	SUV	1,3,4,5,6,7,9	4,6	Curtain	1,3,4,6,7,9	Pelvis/Torso or Torso	1,3	Pelvis/Torso or Torso	1,3	Yes	1,3,4,5,6,7,9	1,3	None
Quest	Van	1,3,4,6,7,8,9	4,6	Curtain	1,3,4,6,7,9	Pelvis/Torso	1,3	Pelvis/Torso	1,3	Yes	1,3,4,6,7,9	1,3	None
Rogue	SUV	1,3,4,5,6	4,6	Curtain	1,3,4,6	Pelvis/Torso or Torso	1,3	Pelvis/Torso or Torso	1,3	Yes	1,3,4,6	1,3	None
Sentra	4 DR	1,3,4,5,6	4,6	Curtain	1,3,4,6	Torso	1,3	Pelvis/Torso	1,3	Yes	1,3,4,6	1,3	None
Titan Crew Cab	PU/CC	1,3,4,5,6 or 1,2,3,4,5,6	4,6	Curtain	1,3,4,6	Pelvis/Torso or Torso	1,3	Pelvis/Torso or Torso	1,3	Yes	1,3,4,6	1,3	None
Titan King Cab	PU/EC	1,3,4,5,6 or 1,2,3,4,5,6	4,6	Curtain	1,3,4,6	Pelvis/Torso or Torso	1,3	Pelvis/Torso or Torso	1,3	Yes	1,3,4,6	1,3	None
Versa Hatchback	5 HB	1,3,4,5,6	4,6	Curtain	1,3,4,6	Torso	1,3	N/A	N/A	Yes	1,3,4,6	1,3	None
Versa Sedan	4 DR	1,3,4,5,6	4,6	Curtain	1,3,4,6	Torso	1,3	Pelvis/Torso	1,3	Yes	1,3,4,6	1,3	None
Xterra	SUV	1,3,4,5,6	4,6	Curtain	1,3,4,6	Pelvis/Torso or Torso	1,3	Pelvis/Torso or Torso	1,3	Yes	1,3,4,6	1,3	None

Model	Body Style	Seat Locations	LATCH Locations	SAB Type – Head	Head SAB Seat Position(s)	SAB Type – Torso	Torso SAB Seat Position(s)	SAB Type – Pelvis	Pelvis SAB Seat Position(s)	Side Air Bag Out of Position (OOP) Test Meets Specification	Head Restraints Locations	Dynamic Head Restraints Locations	Power Windows w/ Automatic Reversal (ARS)
<b>PORSCHE</b>													
911 Carrera	2 DR	1,3,4,6	Upper Anchors	Head/Torso Combo	1,3	Torso	1,3	None	--	Yes	1,3	N/A	1,3
911 Carrera (next generation)	2 DR	1,3,4,6	4,6 LATCH	Head/Torso Combo	1,3	Torso	1,3	None	--	Yes	1,3	N/A	1,3
911 Carrera 4	2 DR	1,3,4,6	Upper Anchors	Head/Torso Combo	1,3	Torso	1,3	None	--	Yes	1,3	N/A	1,3
911 Carrera 4 Cabriolet	C	1,3,4,6	None	Head/Torso Combo	1,3	Torso	1,3	None	--	Yes	1,3	N/A	1,3
911 Carrera 4S	2 DR	1,3,4,6	Upper Anchors	Head/Torso Combo	1,3	Torso	1,3	None	--	Yes	1,3	N/A	1,3
911 Carrera 4S Cabriolet	C	1,3,4,6	None	Head/Torso Combo	1,3	Torso	1,3	None	--	Yes	1,3	N/A	1,3
911 Carrera Black Edition	2 DR	1,3,4,6	Upper Anchors	Head/Torso Combo	1,3	Torso	1,3	None	--	Yes	1,3	N/A	1,3
911 Carrera Black Edition Cabriolet	C	1,3,4,6	None	Head/Torso Combo	1,3	Torso	1,3	None	--	Yes	1,3	N/A	1,3
911 Carrera Cabriolet	C	1,3,4,6	None	Head/Torso Combo	1,3	Torso	1,3	None	--	Yes	1,3	N/A	1,3
911 Carrera Cabriolet (next generation)	C	1,3,4,6	4,6 Lower Anchorages	Head/Torso Combo	1,3	Torso	1,3	None	--	Yes	1,3	N/A	1,3

Model	Body Style	Seat Locations	LATCH Locations	SAB Type – Head	Head SAB Seat Position(s)	SAB Type – Torso	Torso SAB Seat Position(s)	SAB Type – Pelvis	Pelvis SAB Seat Position(s)	Side Air Bag Out of Position (OOP) Test Meets Specification	Head Restraints Locations	Dynamic Head Restraints Locations	Power Windows w/ Automatic Reversal (ARS)
<b>PORSCHE (continued)</b>													
911 Carrera S	2 DR	1,3,4,6	Upper Anchors	Head/Torso Combo	1,3	Torso	1,3	None	--	Yes	1,3	N/A	1,3
911 Carrera S	2 DR	1,3,4,6	4,6 LATCH	Head/Torso Combo	1,3	Torso	1,3	None	--	Yes	1,3	N/A	1,3
911 Carrera S Cabriolet	C	1,3,4,6	None	Head/Torso Combo	1,3	Torso	1,3	None	--	Yes	1,3	N/A	1,3
911 Carrera S Cabriolet	C	1,3,4,6	4,6 Lower Anchorages	Head/Torso Combo	1,3	Torso	1,3	None	--	Yes	1,3	N/A	1,3
911 GTS	2 DR	1,3,4,6	Upper Anchors	Head/Torso Combo	1,3	Torso	1,3	None	--	No	1,3	N/A	1,3
911 GTS 4	2 DR	1,3,4,6	Upper Anchors	Head/Torso Combo	1,3	Torso	1,3	None	--	No	1,3	N/A	1,3
911 GTS 4 Cabriolet	C	1,3,4,6	None	Head/Torso Combo	1,3	Torso	1,3	None	--	No	1,3	N/A	1,3
911 GTS Cabriolet	C	1,3,4,6	None	Head/Torso Combo	1,3	Torso	1,3	None	--	No	1,3	N/A	1,3
911 Targa 4	2 DR	1,3,4,6	Upper Anchors	Head/Torso Combo	1,3	Torso	1,3	None	--	No	1,3	N/A	1,3
911 Targa 4S	2 DR	1,3,4,6	Upper Anchors	Head/Torso Combo	1,3	Torso	1,3	None	--	No	1,3	N/A	1,3

Model	Body Style	Seat Locations	LATCH Locations	SAB Type – Head	Head SAB Seat Position(s)	SAB Type – Torso	Torso SAB Seat Position(s)	SAB Type – Pelvis	Pelvis SAB Seat Position(s)	Side Air Bag Out of Position (OOP) Test Meets Specification	Head Restraints Locations	Dynamic Head Restraints Locations	Power Windows w/ Automatic Reversal (ARS)
<b>PORSCHE (continued)</b>													
911 Turbo	2 DR	1,3,4,6	Upper Anchors	Head/Torso Combo	1,3	Torso	1,3	None	--	No	1,3	N/A	1,3
911 Turbo Cabriolet	C	1,3,4,6	None	Head/Torso Combo	1,3	Torso	1,3	None	--	No	1,3	N/A	1,3
911 Turbo S	2 DR	1,3,4,6	Upper Anchors	Head/Torso Combo	1,3	Torso	1,3	None	--	No	1,3	N/A	1,3
911 Turbo S Cabriolet	C	1,3,4,6	None	Head/Torso Combo	1,3	Torso	1,3	None	--	No	1,3	N/A	1,3
911 Turbo S Special Edition	2 DR	1,3,4,6	Upper Anchors	Head/Torso Combo	1,3	Torso	1,3	None	--	No	1,3	N/A	1,3
911 Turbo S Special Edition Cabriolet	C	1,3,4,6	None	Head/Torso Combo	1,3	Torso	1,3	None	--	No	1,3	N/A	1,3
Boxster	C	1,3	N/A	Head/Torso Combo	1,3	Torso	1,3	None	--	Yes	1,3	N/A	1,3
Boxster S	C	1,3	N/A	Head/Torso Combo	1,3	Torso	1,3	None	--	Yes	1,3	N/A	1,3
Boxster S Black Edition	C	1,3	N/A	Head/Torso Combo	1,3	Torso	1,3	None	--	Yes	1,3	N/A	1,3
Cayman R	2 DR	1,3	N/A	Head/Torso Combo	1,3	Torso	1,3	None	--	Yes	1,3	N/A	1,3

Model	Body Style	Seat Locations	LATCH Locations	SAB Type – Head	Head SAB Seat Position(s)	SAB Type – Torso	Torso SAB Seat Position(s)	SAB Type – Pelvis	Pelvis SAB Seat Position(s)	Side Air Bag Out of Position (OOP) Test Meets Specification	Head Restraints Locations	Dynamic Head Restraints Locations	Power Windows w/ Automatic Reversal (ARS)
<b>PORSCHE (continued)</b>													
Cayenne	SUV	1,3,4,5,6	4,6 LATCH 5 Upper Anchor	Curtain	1,3,4,6	Torso	1,3,4,6	None	--	Yes	1,3,4,5,6	N/A	1,3,4,6
Cayenne GTS	SUV	1,3,4,5,6	4,6 LATCH 5 Upper Anchor	Curtain	1,3,4,6	Torso	1,3,4,6	None	--	Yes	1,3,4,5,6	N/A	1,3,4,6
Cayenne S	SUV	1,3,4,5,6	4,6 LATCH 5 Upper Anchor	Curtain	1,3,4,6	Torso	1,3,4,6	None	--	Yes	1,3,4,5,6	N/A	1,3,4,6
Cayenne S Hybrid	SUV	1,3,4,5,6	4,6 LATCH 5 Upper Anchor	Curtain	1,3,4,6	Torso	1,3,4,6	None	--	Yes	1,3,4,5,6	N/A	1,3,4,6
Cayenne Turbo	SUV	1,3,4,5,6	4,6 LATCH 5 Upper Anchor	Curtain	1,3,4,6	Torso	1,3,4,6	None	--	Yes	1,3,4,5,6	N/A	1,3,4,6
Cayman	2 DR	1,3	N/A	Head/Torso Combo	1,3	Torso	1,3	None	--	Yes	1,3	N/A	1,3
Cayman S	2 DR	1,3	N/A	Head/Torso Combo	1,3	Torso	1,3	None	--	Yes	1,3	N/A	1,3
Cayman S Black Edition	2 DR	1,3	N/A	Head/Torso Combo	1,3	Torso	1,3	None	--	Yes	1,3	N/A	1,3
Panamera	5 HB	1,3,4,6	4,6 LATCH	Curtain	1,3,4,6	Torso	1,3,4,6	None	--	Yes	1,3,4,6	N/A	1,3,4,6
Panamera 4	5 HB	1,3,4,6	4,6 LATCH	Curtain	1,3,4,6	Torso	1,3,4,6	None	--	Yes	1,3,4,6	N/A	1,3,4,6

Model	Body Style	Seat Locations	LATCH Locations	SAB Type – Head	Head SAB Seat Position(s)	SAB Type – Torso	Torso SAB Seat Position(s)	SAB Type – Pelvis	Pelvis SAB Seat Position(s)	Side Air Bag Out of Position (OOP) Test Meets Specification	Head Restraints Locations	Dynamic Head Restraints Locations	Power Windows w/ Automatic Reversal (ARS)
<b>PORSCHE (continued)</b>													
Panamera 4S	5 HB	1,3,4,6	4,6 LATCH	Curtain	1,3,4,6	Torso	1,3,4,6	None	--	Yes	1,3,4,6	N/A	1,3,4,6
Panamera S	5 HB	1,3,4,6	4,6 LATCH	Curtain	1,3,4,6	Torso	1,3,4,6	None	--	Yes	1,3,4,6	N/A	1,3,4,6
Panamera S Hybrid	5 HB	1,3,4,6	4,6 LATCH	Curtain	1,3,4,6	Torso	1,3,4,6	None	--	Yes	1,3,4,6	N/A	1,3,4,6
Panamera Turbo	5 HB	1,3,4,6	4,6 LATCH	Curtain	1,3,4,6	Torso	1,3,4,6	None	--	Yes	1,3,4,6	N/A	1,3,4,6
Panamera Turbo S	5 HB	1,3,4,6	4,6 LATCH	Curtain	1,3,4,6	Torso	1,3,4,6	None	--	Yes	1,3,4,6	N/A	1,3,4,6
<b>RAM</b>													
1500 Crew Cab	PU/CC	1,3,4,5,6	4,6	Curtain	1,3,4,6	None	--	--	--	Yes	1,3,4,5,6	--	1,3
1500 Quad Cab	PU/EC	1,3,4,5,6	4,6 on full bench seat & 4,5,6 on 60/40 bench seat	Curtain	1,3,4,6	None	--	--	--	Yes	1,3,4,6	--	1,3
1500 Regular Cab	PU/RC	1,3 or 1,2,3	--	Curtain	1,3	None	--	--	--	Yes	1,3	--	1,3
2500 Crew Cab	PU/CC	1,3,4,5,6	4,6 on full bench seat & 4,5,6 on 60/40 bench seat	Curtain	1,3,4,6	None	--	--	--	Yes	1,3,4,5,6	--	1,3

Model	Body Style	Seat Locations	LATCH Locations	SAB Type – Head	Head SAB Seat Position(s)	SAB Type – Torso	Torso SAB Seat Position(s)	SAB Type – Pelvis	Pelvis SAB Seat Position(s)	Side Air Bag Out of Position (OOP) Test Meets Specification	Head Restraints Locations	Dynamic Head Restraints Locations	Power Windows w/ Automatic Reversal (ARS)
<b>RAM (continued)</b>													
2500 Mega Cab	PU/EC	1,3,4,5,6	4,6 on full bench seat & 4,5,6 on 60/40 bench seat	Curtain	1,3,4,6	None	--	--	--	Yes	1,3,4,5,6	--	1,3
2500 Regular	PU/RC	1,3 or 1,2,3	--	Curtain	1,3	None	--	--	--	Yes	1,3	--	1,3
<b>ROLLS-ROYCE</b>													
Ghost	4 DR	1,3,4,5,6	4,6	Curtain	1,3,4,6	Torso	1,3	--	--	No	1,3,4,5,6	1,3	1,3,R
Ghost EWB	4 DR	1,3,4,5,6	4,6	Curtain	1,3,4,6	Torso	1,3	--	--	Yes	1,3,4,6	1,3	1,3,R
Phantom	4 DR	1,3,4,5,6	4,6	Tube	1,3,4,6	Torso	1,3	--	--	Yes	1,3,4,5,6	1,3	1,3,R
Phantom Convertible	C	1,3,4,6	4(LA),6(LA)	Head/Torso Combo	1,3	Head/Torso Combo	1,3	--	--	Yes	1,3,4,6	1,3	None
Phantom Coupe	2 DR	1,3,4,6	4,6	Head/Torso Combo	1,3	Head/Torso Combo	1,3	--	--	Yes	1,3,4,6	1,3	None
Phantom EWB	4 DR	1,3,4,5,6	4,6	Tube	1,3,4,6	Torso	1,3	--	--	Yes	1,3,4,5,6	1,3	1,3,R



Model	Body Style	Seat Locations	LATCH Locations	SAB Type – Head	Head SAB Seat Position(s)	SAB Type – Torso	Torso SAB Seat Position(s)	SAB Type – Pelvis	Pelvis SAB Seat Position(s)	Side Air Bag Out of Position (OOP) Test Meets Specification	Head Restraints Locations	Dynamic Head Restraints Locations	Power Windows w/ Automatic Reversal (ARS)
<b>SAAB</b>													
9-3	4 DR	1,3,4,5,6	4,6	Curtain	1,3,4,6	Torso	1,3	--	--	Yes	1,3,4,6 5: option	1,3	1,3,4,6,8
9-3	4 DR	1,3,4,5,6	4,6	Curtain	1,3,4,6	Torso	1,3	--	--	Yes	1,3,4,6 5: option	1,3	1,3,4,6,8
9-3	SW	1,3,4,5,6	4,6	Curtain	1,3,4,6	Torso	1,3	--	--	Yes	1,3,4,5,6	1,3	1,3,4,6,8
9-3	SW	1,3,4,5,6	4,6	Curtain	1,3,4,6	Torso	1,3	--	--	Yes	1,3,4,5,6	1,3	1,3,4,6
9-3	C	1,3,4,6	4,6	Head/Torso	1,3	Head/Torso	1,3	--	--	Yes	1,3,4,6	1,3	1,3,4,6
9-4X	SUV	1,3,4,5,6	4,6	Curtain	1,3,4,6	Pelvis/Torso	1,3	Pelvis/Torso	1,3	Yes	1,3,4,6	None	1,3
9-5	4 DR	1,3,4,5,6	4,5,6	Curtain	1,3,4,6	Pelvis/Torso	1,3: Pelvis/ Torso 4,6: Torso	Pelvis/Torso	1,3	Yes	1,3,4,6	1,3	1,3,4,6
9-5	4 DR	1,3,4,5,6	4,5,6	Curtain	1,3,4,6	Pelvis/Torso	1,3: Pelvis/ Torso 4,6: Torso	Pelvis/Torso	1,3	Yes	1,3,4,6	1,3	1,3,4,6
9-5	SW	1,3,4,5,6	4,5,6	Curtain	1,3,4,6	Pelvis/Torso	1,3: Pelvis/ Torso 4,6: Torso	Pelvis/Torso	1,3	Yes	1,3,4,6	1,3	1,3,4,6

Model	Body Style	Seat Locations	LATCH Locations	SAB Type – Head	Head SAB Seat Position(s)	SAB Type – Torso	Torso SAB Seat Position(s)	SAB Type – Pelvis	Pelvis SAB Seat Position(s)	Side Air Bag Out of Position (OOP) Test Meets Specification	Head Restraints Locations	Dynamic Head Restraints Locations	Power Windows w/ Automatic Reversal (ARS)
<b>SMART</b>													
fortwo cabriolet	2 DR	1,3	None	Head/Torso	1,3	Head/Torso	1,3	None	--	Yes	1,3	--	--
fortwo cabriolet ed	2 DR	1,3	None	Head/Torso	1,3	Head/Torso	1,3	None	--	Yes	1,3	--	--
fortwo coupe	2 DR	1,3	None	Curtain	1,3	Torso	1,3	None	--	Yes	1,3	--	--
fortwo coupe ed	2 DR	1,3	None	Curtain	1,3	Torso	1,3	None	--	Yes	1,3	--	--
<b>SUBARU</b>													
Forester	SUV	1,3,4,5,6	4,6	Curtain	1,3,4,6	Pelvis/Torso	1,3	Pelvis/Torso	1,3	Yes	1,3,4,5,6	1,3	None
Impreza	4 DR	1,3,4,5,6	4,6	Curtain	1,3,4,6	Pelvis/Torso	1,3	Pelvis/Torso	1,3	Yes	1,3,4,5,6	N/A	None
Impreza	SW	1,3,4,5,6	4,6	Curtain	1,3,4,6	Pelvis/Torso	1,3	Pelvis/Torso	1,3	Yes	1,3,4,5,6	N/A	None
Impreza WRX/STI	4 DR	1,3,4,5,6	4,6	Curtain	1,3,4,6	Pelvis/Torso	1,3	Pelvis/Torso	1,3	Yes	1,3,4,5,6	N/A	None
Impreza WRX/STI	SW	1,3,4,5,6	4,6	Curtain	1,3,4,6	Pelvis/Torso	1,3	Pelvis/Torso	1,3	Yes	1,3,4,5,6	N/A	None
Legacy	4 DR	1,3,4,5,6	4,6	Curtain	1,3,4,6	Pelvis/Torso	1,3	Pelvis/Torso	1,3	Yes	1,3,4,5,6	N/A	None

Model	Body Style	Seat Locations	LATCH Locations	SAB Type – Head	Head SAB Seat Position(s)	SAB Type – Torso	Torso SAB Seat Position(s)	SAB Type – Pelvis	Pelvis SAB Seat Position(s)	Side Air Bag Out of Position (OOP) Test Meets Specification	Head Restraints Locations	Dynamic Head Restraints Locations	Power Windows w/ Automatic Reversal (ARS)
<b>SUBARU (continued)</b>													
Outback	SW	1,3,4,5,6	4,6	Curtain	1,3,4,6	Pelvis/Torso	1,3	Pelvis/Torso	1,3	Yes	1,3,4,5,6	N/A	None
Tribeca	SUV	1,3,4,5,6,7,9	4,6	Curtain	1,3,4,6	Pelvis/Torso	1,3	Pelvis/Torso	1,3	Yes	1,3,4,5,6,7,9	1,3	None
<b>SUZUKI</b>													
Equator Crew Cab	PU/CC	1,3,4,5,6	4,6	Curtain	1,3,4,6	Torso	1,3	Pelvis/Torso	1	Yes	1,3,4,6	1,3	None
Equator Extended Cab	PU/EC	1,3,4,6	4,6	Curtain	1,3,4,6	Torso	3	Pelvis/Torso	1	Yes	1,3,4,6	1,3	None
Grand Vitara	SUV	1,3,4,5,6	4,6	Curtain	1,3,4,6	Torso	1,3	None	None	Yes	1,3,4,5,6	None	N/A
Kizashi	4 DR	1,3,4,5,6	4,6	Curtain	1,3,4,6	Pelvis/Torso	1,3,4,6	Pelvis/Torso	1,3	Yes	1,3,4,5,6	None	1,3,R
SX4	5 HB	1,3,4,5,6	4,6	Curtain	1,3,4,6	Torso	4,6	Pelvis/Torso	1,3	Yes	1,3,4,5,6	None	N/A
SX4 Sedan	4 DR	1,3,4,5,6	4,6	Curtain	1,3,4,6	Torso	4,6	Pelvis/Torso	1,3	Yes	1,3,4,5,6	None	N/A

Model	Body Style	Seat Locations	LATCH Locations	SAB Type – Head	Head SAB Seat Position(s)	SAB Type – Torso	Torso SAB Seat Position(s)	SAB Type – Pelvis	Pelvis SAB Seat Position(s)	Side Air Bag Out of Position (OOP) Test Meets Specification	Head Restraints Locations	Dynamic Head Restraints Locations	Power Windows w/ Automatic Reversal (ARS)
<b>TOYOTA</b>													
4RUNNER	SUV	1,3,4,5,6 1,3,4,5,6,7,9	4,6	Curtain	2-row: 1,3,4,6 3-row: 1,3,4,6,7,9	Pelvis/Torso	1,3	Pelvis/Torso	1,3	Yes	3 rows:1,3,4,5,6,7,9 2 rows:1,3,4,5,6	1,3	1,3,4,6
AVALON	4 DR	1,3,4,5,6	4,6	Curtain	1,3,4,6	Pelvis/Torso	1,3	Pelvis/Torso	1,3,4,6	Yes	1,3,4,5,6	1,3	1,3,4,6
CAMRY	4 DR	1,3,4,5,6	4,6	Curtain	1,3,4,6	Pelvis/Torso	1,3	Pelvis/Torso	1,3,4,6	No	1,3,4,5,6	N/A	1,R
CAMRY HV	4 DR	1,3,4,5,6	4,6	Curtain	1,3,4,6	Pelvis/Torso	1,3	Pelvis/Torso	1,3,4,6	No	1,3,4,5,6	N/A	1,R
COROLLA	4 DR	1,3,4,5,6	4,6	Curtain	1,3,4,6	Torso	1,3	None	N/A	Yes	1,3,4,5,6	1,3	R
FJ Cruiser	SUV	1,3,4,5,6	4,6	Curtain	1,3,4,6	Torso	1,3	None	N/A	Yes	1,3,4,5,6	1,3	N/A
HIGHLANDER	SUV	1,3,4,5,6,7,9	4,6	Curtain	1,3,4,6,7,9	Pelvis/Torso	1,3	Pelvis/Torso	1,3	Yes	1,3,4,5,6,7,8,9	1,3	1,R
HIGHLANDER HV	SUV	1,3,4,5,6,7,9	4,6	Curtain	1,3,4,6,7,9	Pelvis/Torso	1,3	Pelvis/Torso	1,3	Yes	1,3,4,5,6,7,8,9	1,3	1,R
LANDCRUISER	SUV	1,3,4,5,6,7,8,9	4,6	Curtain	1,3,4,6,7,9	Torso	1,3,4,6	None	N/A	Yes	1,3,4,5,6,7,8,9	1,3	1,3,4,6
MATRIX	SW	1,3,4,5,6	4,6	Curtain	1,3,4,6	Torso	1,3	None	N/A	Yes	1,3,4,5,6	1,3	R
PRIUS	5 HB	1,3,4,5,6	4,6	Curtain	1,3,4,6	Torso	1,3	None	N/A	Yes	1,3,4,5,6	1,3	1,3,4,6

Model	Body Style	Seat Locations	LATCH Locations	SAB Type – Head	Head SAB Seat Position(s)	SAB Type – Torso	Torso SAB Seat Position(s)	SAB Type – Pelvis	Pelvis SAB Seat Position(s)	Side Air Bag Out of Position (OOP) Test Meets Specification	Head Restraints Locations	Dynamic Head Restraints Locations	Power Windows w/ Automatic Reversal (ARS)
<b>TOYOTA (continued)</b>													
PRIUS PLUG-IN HYBRID	5 HB	1,3,4,5,6	4,6	Curtain	1,3,4,6	Torso	1,3	None	N/A	Yes	1,3,4,5,6	1,3	1,3,4,6
PRIUS v	SW	1,3,4,5,6	4,6	Curtain	1,3,4,6	Pelvis/Torso	1,3	Pelvis/Torso	1,3	Yes	1,3,4,5,6	N/A	1,3,4,6
RAV4	SUV	1,3,4,5,6 1,3,4,5,6,7,9	4,6	Curtain	2-row: 1,3,4,6 3-row: 1,3,4,6,7,9	Torso	1,3	None	N/A	Yes	3 rows: 1,3,4,5,6,7,9 2 rows:1,3,4,5,6	1,3	1,R
Scion iQ	3 HB	1,3,4,6	4,6	Curtain	1,3,4,6	Pelvis/Torso	1,3	Pelvis/Torso	1,3	No	1,3,4,6	N/A	1,3
Scion tC	3 HB	1,3,4,5,6	4,6	Curtain	1,3,4,6	Pelvis/Torso	1,3	Pelvis/Torso	1,3	Yes	1,3,4,5,6	1,3	N/A
Scion xB	SW	1,3,4,5,6	4,6	Curtain	1,3,4,6	Pelvis/Torso	1,3	Pelvis/Torso	1,3	Yes	1,3,4,5,6	N/A	N/A
Scion xD	5 HB	1,3,4,5,6	4,6	Curtain	1,3,4,6	Torso	1,3	None	N/A	Yes	1,3,4,5,6	1,3	N/A
SEQUOIA	SUV	1,3,4,6,7,8,9 1,3,4,5,6,7,8,9	4,5,6	Curtain	1,3,4,6,7,9	Torso	1,3	None	N/A	Yes	7 pass: 1,3,4,6,7,8,9 8 pass: 1,3,4,5,6,7,8,9	N/A	1,3
SIENNA	Van	1,3,4,6,7,8,9 1,3,4,5,6,7,8,9	4,5,6	Curtain	1,3,4,6,7,9	Torso	1,3	None	N/A	Yes	7 pass: 1,3,4,6,7,8,9 8 pass: 1,3,4,5,6,7,8,9	1,3	1,3,4,6

Model	Body Style	Seat Locations	LATCH Locations	SAB Type – Head	Head SAB Seat Position(s)	SAB Type – Torso	Torso SAB Seat Position(s)	SAB Type – Pelvis	Pelvis SAB Seat Position(s)	Side Air Bag Out of Position (OOP) Test Meets Specification	Head Restraints Locations	Dynamic Head Restraints Locations	Power Windows w/ Automatic Reversal (ARS)
<b>TOYOTA (continued)</b>													
TACOMA	PU/RC	1,3 1,2,3	N/A	Curtain	1,3	Torso	1,3	None	N/A	Yes	Sepa:1,3 Bench:1,2,3	N/A	N/A
TACOMA	PU/EC	1,3,4,6	4,6	Curtain	1,3,4,6	Torso	1,3	None	N/A	Yes	1,3,4,6	1,3	N/A
TACOMA	PU/CC	1,3,4,5,6	4,6	Curtain	1,3,4,6	Torso	1,3	None	N/A	Yes	1,3,4,5,6	1,3	N/A
TUNDRA	PU/RC	1,3 1,2,3	N/A	Curtain	1,3	Torso	1,3	None	N/A	Yes	Sepa:1,3 Bench:1,2,3	N/A	N/A
TUNDRA	PU/EC	1,3,4,5,6 1,2,3,4,5,6	4,6	Curtain	1,3,4,6	Torso	1,3	None	N/A	Yes	Sepa:1,3,4,5,6 Bench:1,2,3,4,5,6	N/A	N/A
TUNDRA	PU/CC	1,3,4,5,6 1,2,3,4,5,6	4,6	Curtain	1,3,4,6	Torso	1,3	None	N/A	Yes	Sepa:1,3,4,5,6 Bench:1,2,3,4,5,6	N/A	1,3
VENZA	SUV	1,3,4,5,6	4,6	Curtain	1,3,4,6	Torso	1,3	None	N/A	Yes	1,3,4,5,6	1,3	1,3,4,6
YARIS Liftback	3 HB	1,3,4,5,6	4,6	Curtain	1,3,4,6	Pelvis/Torso	1,3	Pelvis/Torso	1,3	Yes	1,3,4,5,6	N/A	N/A
YARIS Liftback	5 HB	1,3,4,5,6	4,6	Curtain	1,3,4,6	Torso	Seat	Pelvis	1,3	Yes	1,3,4,5,6	N/A	N/A
YARIS Sedan	4 DR	1,3,4,5,6	4,6	Curtain	1,3,4,6	Pelvis/Torso	1,3	Pelvis/Torso	1,3	Yes	1,3,4,5,6	N/A	N/A

Model	Body Style	Seat Locations	LATCH Locations	SAB Type – Head	Head SAB Seat Position(s)	SAB Type – Torso	Torso SAB Seat Position(s)	SAB Type – Pelvis	Pelvis SAB Seat Position(s)	Side Air Bag Out of Position (OOP) Test Meets Specification	Head Restraints Locations	Dynamic Head Restraints Locations	Power Windows w/ Automatic Reversal (ARS)
<b>VOLKSWAGEN</b>													
Beetle	2 DR	1,3,4,6	4,6	Head/Torso	1,3	Head/Torso	1,3	None	N/A	Yes	1,3,4,6	--	1,3,R
CC	4 DR	1,3,4,6	4,6	Curtain	1,3,4,6	Pelvis/Torso	1,3	Pelvis/Torso	1,3	Yes	1,3,4,6	--	1,3,4,6,R
Eos	C	1,3,4,6	N/A	Head/Torso	1,3	Head/Torso	1,3	Pelvis/Torso	1,3	Yes	1,3,4,6	--	1,3,4,6
Golf/GTI	2 DR / 4 DR	1,3,4,5,6	4,6	Curtain	1,3,4,6	Pelvis/Torso	1,3 = S; 4,6 = O (on 4-door Golf)	Pelvis/Torso	1,3 = S; 4,6 = O (on 4-door Golf)	Yes	1,3,4,5,6	--	1,3,4,6,R
Jetta	4 DR	1,3,4,5,6	4,6	Curtain	1,3,4,6	Pelvis/Torso	1,3	Pelvis/Torso	1,3	Yes	1,3,4,5,6	--	1,3,4,6,R
Jetta SportWagen	SW	1,3,4,5,6	4,6	Curtain	1,3,4,6	Pelvis/Torso	1,3 = S; 4,6 = O	Pelvis/Torso	1,3 = S; 4,6 = O	Yes	1,3,4,5,6	--	1,3,4,6,R
Passat	4 DR	1,3,4,5,6	4,6	Curtain	1,3,4,6	Pelvis/Torso	1,3	Pelvis/Torso	1,3	Yes	1,3,4,5,6	--	1,3,4,6,R
Routan	Van	1,3,4,6,7,8,9	4,6,8	Curtain	1,3,4,6,7,9	Pelvis/Torso	1,3	Pelvis/Torso	1,3	Yes	1,3,4,6,7,8,9	1,3	1,3
Tiguan	SUV	1,3,4,5,6	4,6	Curtain	1,3,4,6	Pelvis/Torso	1,3	Pelvis/Torso	1,3	Yes	1,3,4,5,6	--	1,3,4,6,R
Touareg	SUV	1,3,4,5,6	4,6	Curtain	1,3,4,6	Pelvis/Torso	1,3	Pelvis/Torso	1,3	Yes	1,3,4,5,6	--	1,3,4,6,R

Model	Body Style	Seat Locations	LATCH Locations	SAB Type – Head	Head SAB Seat Position(s)	SAB Type – Torso	Torso SAB Seat Position(s)	SAB Type – Pelvis	Pelvis SAB Seat Position(s)	Side Air Bag Out of Position (OOP) Test Meets Specification	Head Restraints Locations	Dynamic Head Restraints Locations	Power Windows w/ Automatic Reversal (ARS)
<b>VOLVO</b>													
C30	3 HB	1,3,4,6	4,6	Curtain	1,3,4,6	Torso	1,3	None	N/A	Yes	1,3,4,6	N/A	1,3,R
C70	C	1,3,4,6	None	Curtain	1,3	Torso	1,3	None	N/A	Yes	1,3,4,6	N/A	1,3
S60	4 DR	1,3,4,5,6	4,6	Curtain	1,3,4,6	Pelvis/Torso/Shoulder	1,3	Pelvis/Torso	1,3	Yes	1,3,4,5,6	N/A	1,3,4,6,R
S80	4 DR	1,3,4,5,6	4,6	Curtain	1,3,4,6	Pelvis/Torso	1,3	Pelvis/Torso	1,3	Yes	1,3,4,5,6	N/A	1,3,4,6,R
XC60	SUV	1,3,4,5,6	4,6	Curtain	1,3,4,6	Pelvis/Torso/Shoulder	1,3	Pelvis/Torso	1,3	Yes	1,3,4,5,6	N/A	1,3,4,6,R
XC70	SW	1,3,4,5,6	4,6	Curtain	1,3,4,6	Pelvis/Torso	1,3	Pelvis/Torso	1,3	Yes	1,3,4,5,6	N/A	1,3,4,6,R
XC90	SUV	1,3,4,5,6,7,9	4,6	Curtain	1,3,4,6,7,9	Torso	1,3	None	N/A	Yes	1,3,4,5,6,7,9	N/A	1,3,R



## Seating Positions and Locations

1 = driver  
2 = middle of front seat  
3 = 1st row right  
4 = 2nd row left  
5 = 2nd row middle  
6 = 2nd row right  
( ) = available in certain seating configurations

7 = 3rd row left  
8 = 3rd row middle  
9 = 3rd row right  
10 = 4th row left  
11 = 4th row middle  
12 = 4th row right



## Safety Key

SUV = sport utility vehicle  
SW = station wagon  
C = convertible  
HB = hatchback  
PU = pickup  
4WD = four-wheel drive  
FWD = front-wheel drive  
RWD = rear-wheel drive  
AWD = all-wheel drive  
2 DR = 2-door

4 DR = 4-door  
CC = crew cab  
EC = extended cab  
RC = regular cab  
R = roof  
B = back window  
P = partitions  
S = standard  
O = optional  
N/A = not available

## Always remember...

- ▶ Use a car seat for every trip – even when you're just going down the street.
- ▶ Select a car seat based on your child's age and size, and always follow the manufacturer's directions.
- ▶ Make sure your car seat is compatible with your vehicle by checking the car seat manufacturer's instructions.
- ▶ Keep kids in the back seat at least through age 12.

## Additional Resources

More information on child safety and car seats can be found on a number of NHTSA sites.

---

### Keeping Kids Safe

[www.SaferCar.gov/parents](http://www.SaferCar.gov/parents)

### Child Safety

[www.nhtsa.gov/Safety/CPS](http://www.nhtsa.gov/Safety/CPS) or [www.SaferCar.gov/Child+Safety](http://www.SaferCar.gov/Child+Safety)

### Ease-of-Use Rating System

[www.nhtsa.gov/Safety/Ease-of-Use](http://www.nhtsa.gov/Safety/Ease-of-Use)

### Find Your Local Certified Safety Seat Technician

[www.nhtsa.gov/cps/cpsfitting/index.cfm](http://www.nhtsa.gov/cps/cpsfitting/index.cfm)

### Spanish Resources

[www.SaferCar.gov/protegidos](http://www.SaferCar.gov/protegidos)

**DOT Vehicle Safety Hotline**

888-327-4236

TDD 800-424-9153

**NHTSA**

1200 New Jersey Avenue SE.

Washington, DC 20590

