



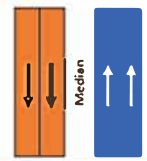
 **pennsylvania**
DEPARTMENT OF TRANSPORTATION

Northbound Lanes - 

Southbound Express Lane - no access to exits 

Southbound Local Lane - access to exits 

Regular Configuration
prior to Crossover



Configuration
after Crossover

