

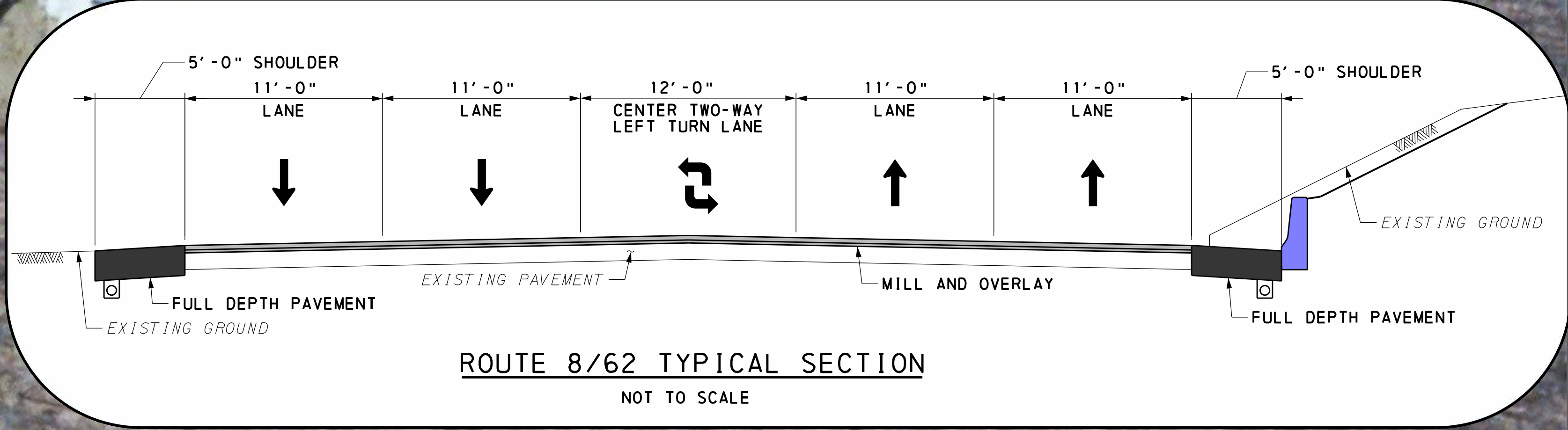
IMPROVED CURVE RADIUS

5' SHOULDER

TWO-WAY LEFT TURN LANE (APPROX SOUTHERN LIMIT)

5' SHOULDER

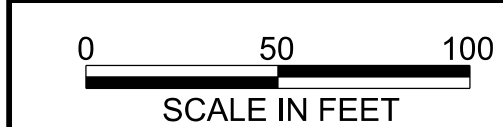

TWO-WAY LEFT TURN LANE (APPROX NORTHERN LIMIT)




ALT 6 - Limited TWLTL with Shoulder Widening

LEGEND

- PROPOSED FULL-DEPTH PAVEMENT
- PROPOSED MILL AND OVERLAY
- PROPOSED CONCRETE BARRIER
- PROPOSED GUIDE RAIL



15TH STREET HILL SAFETY STUDY



pennsylvania
DEPARTMENT OF TRANSPORTATION