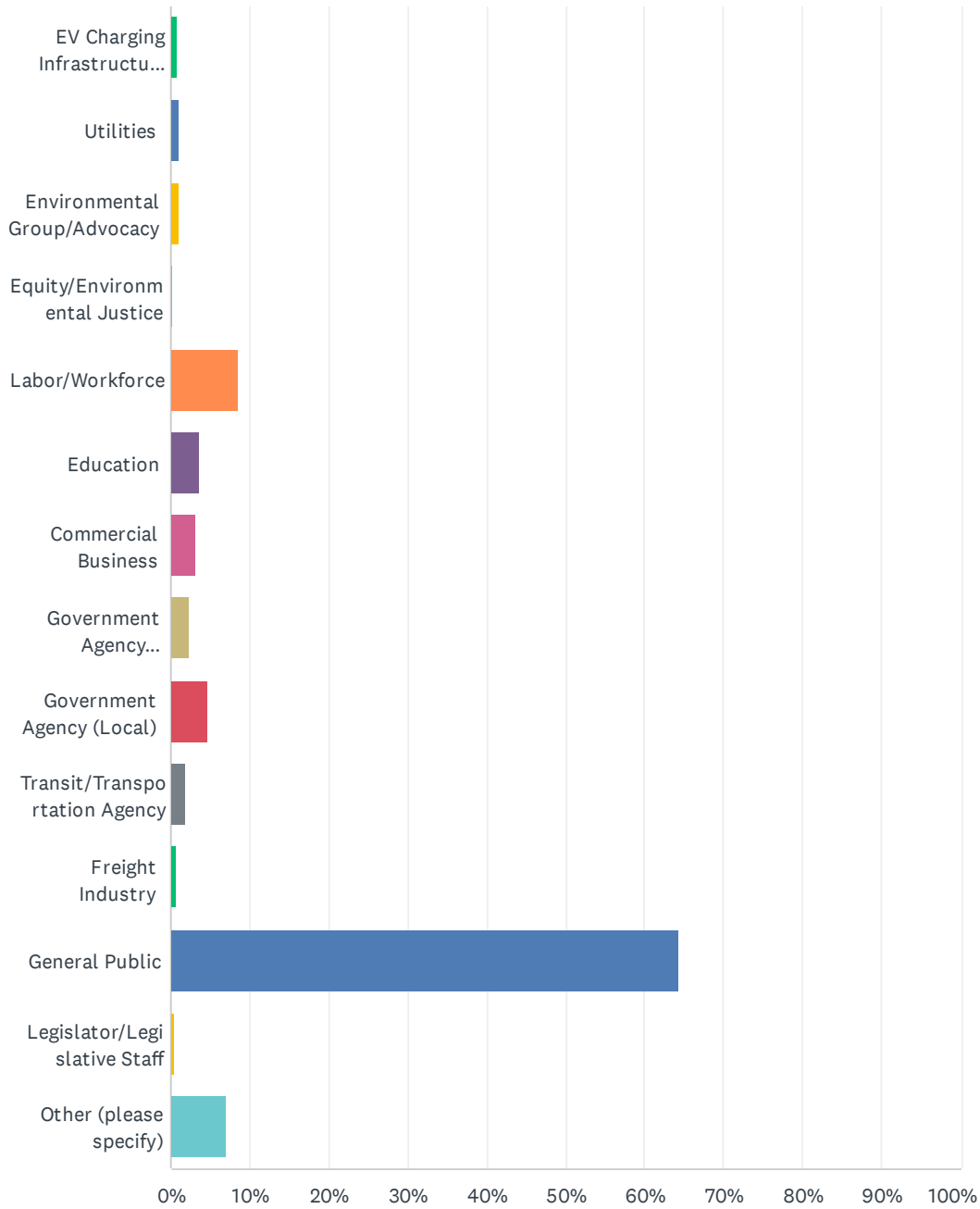


Note: Open-ended questions and responses are not included in this summary, please refer to abridged Comment Analysis on PennDOT's EV web page for an overview of comments received.

### Q1 What organization best describes you?

Answered: 4,384 Skipped: 90

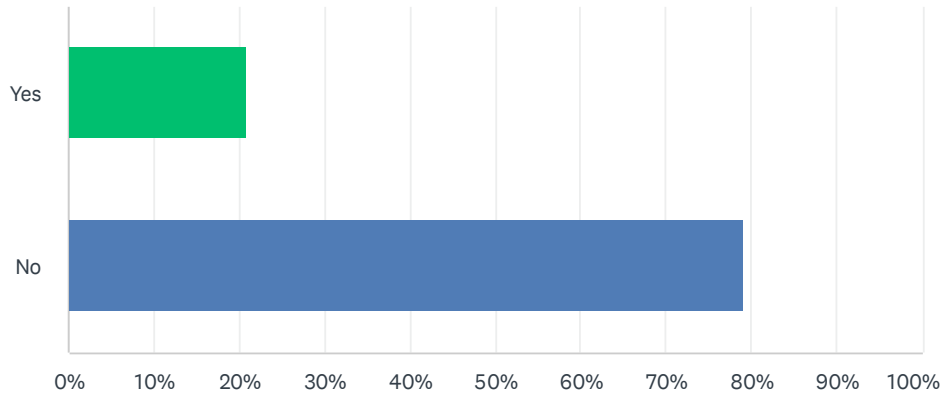


## State NEVI Plan - Stakeholder Comment Survey

ANSWER CHOICES	RESPONSES	
EV Charging Infrastructure Company	0.87%	38
Utilities	1.12%	49
Environmental Group/Advocacy	1.09%	48
Equity/Environmental Justice	0.25%	11
Labor/Workforce	8.60%	377
Education	3.70%	162
Commercial Business	3.24%	142
Government Agency (State/Federal)	2.33%	102
Government Agency (Local)	4.68%	205
Transit/Transportation Agency	1.82%	80
Freight Industry	0.57%	25
General Public	64.37%	2,822
Legislator/Legislative Staff	0.41%	18
Other (please specify)	6.96%	305
<b>TOTAL</b>		<b>4,384</b>

## Q2 Do you currently drive an EV?

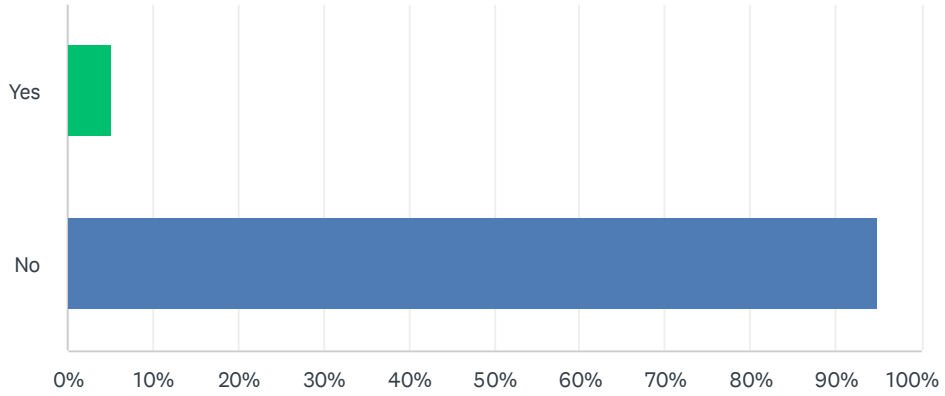
Answered: 4,474 Skipped: 0



ANSWER CHOICES	RESPONSES	
Yes	20.94%	937
No	79.06%	3,537
TOTAL		4,474

### Q3 Did you attend a PennDOT stakeholder session in development or discussion of the NEVI State Plan?

Answered: 4,474 Skipped: 0



ANSWER CHOICES	RESPONSES	
Yes	5.14%	230
No	94.86%	4,244
TOTAL		4,474

## Q4 Zip code

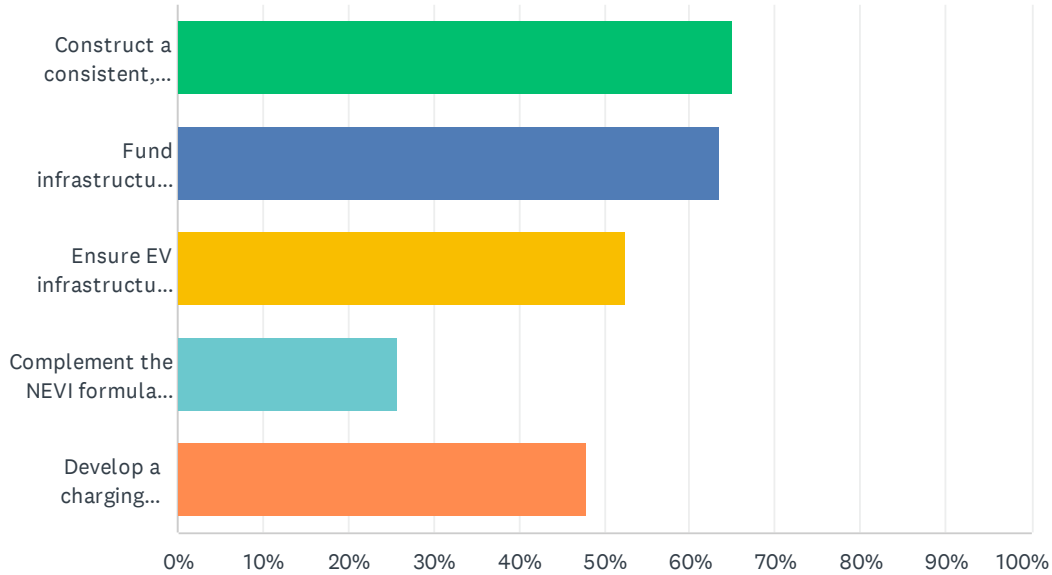
Answered: 4,408 Skipped: 66

Q5 Do you have any feedback on PA's NEVI State Plan Vision Statement:  
"Strategically deploy a convenient, reliable, affordable, and equitable EV  
charging network to support range confidence for Pennsylvanians and  
visitors"?

Answered: 2,301 Skipped: 2,173

## Q6 Program Goals: Select the priorities most important for the program. Check all that apply.

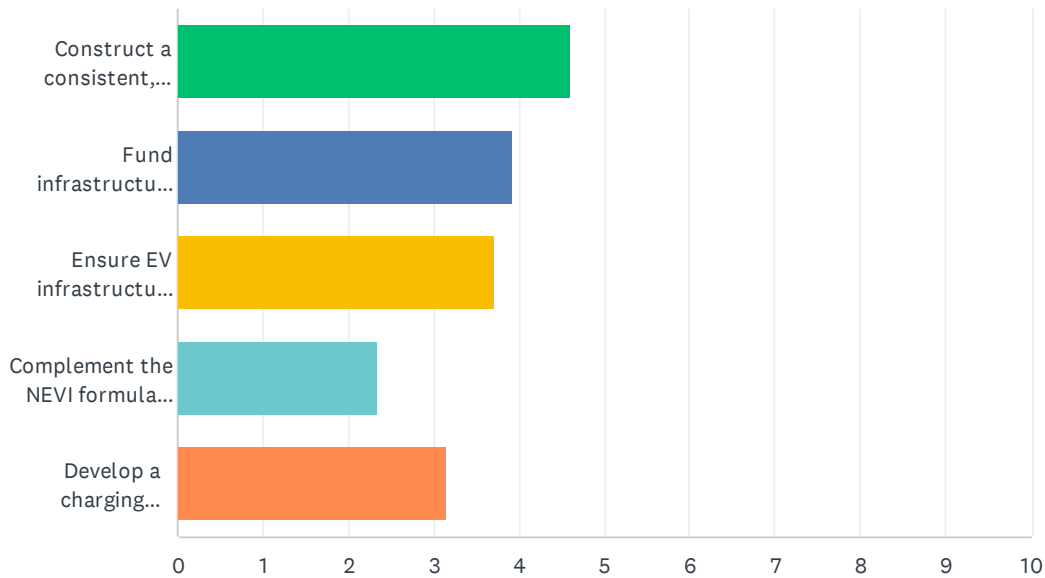
Answered: 3,541 Skipped: 933



ANSWER CHOICES	RESPONSES
Construct a consistent, robust charging network to enhance availability when and where people need to charge.	64.98% 2,301
Fund infrastructure that is safe and convenient for travelers.	63.60% 2,252
Ensure EV infrastructure funding is distributed and applied in an equitable manner and provides benefits to all populations including underserved and rural communities.	52.50% 1,859
Complement the NEVI formula program with proper training and diversity of the workforce and job impacts.	25.70% 910
Develop a charging network to support freight and goods movement through the Commonwealth.	48.01% 1,700
Total Respondents: 3,541	

### Q7 Please rank the priorities you selected, with 1 being the highest priority.

Answered: 2,947 Skipped: 1,527



	1	2	3	4	5	TOTAL	SCORE
Construct a consistent, robust charging network to enhance availability when and where people need to charge.	72.71% 1,516	18.56% 387	6.38% 133	1.63% 34	0.72% 15	2,085	4.61
Fund infrastructure that is safe and convenient for travelers.	34.27% 661	34.94% 674	21.72% 419	6.27% 121	2.80% 54	1,929	3.92
Ensure EV infrastructure funding is distributed and applied in an equitable manner and provides benefits to all populations including underserved and rural communities.	26.89% 452	33.91% 570	24.33% 409	11.66% 196	3.21% 54	1,681	3.70
Complement the NEVI formula program with proper training and diversity of the workforce and job impacts.	7.96% 65	9.91% 81	19.71% 161	32.56% 266	29.87% 244	817	2.34
Develop a charging network to support freight and goods movement through the Commonwealth.	16.46% 249	25.05% 379	29.68% 449	16.13% 244	12.69% 192	1,513	3.16

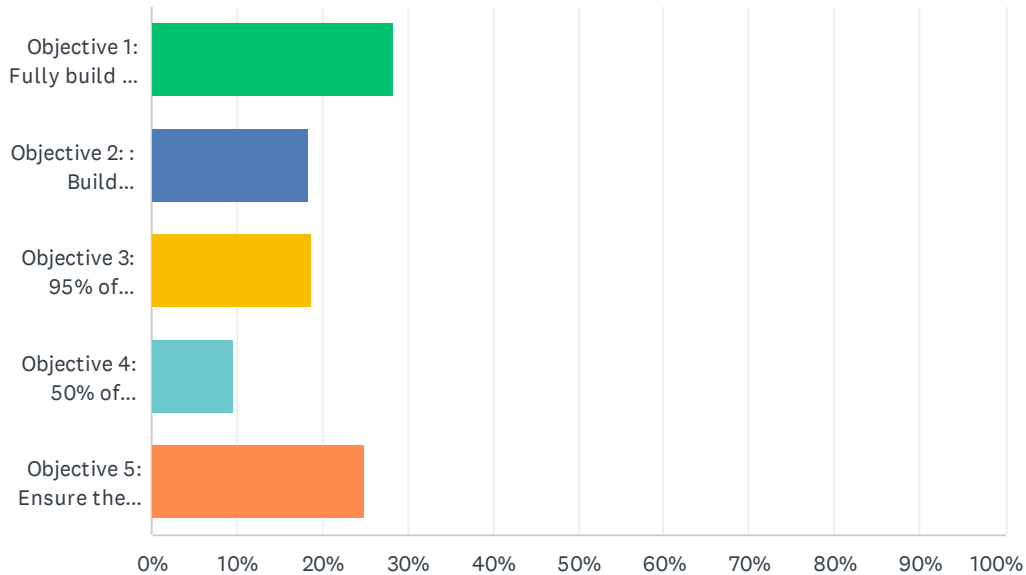


**Q8 Are there any comments or additions to the goals being considered for PA's NEVI State Plan?**

Answered: 1,507 Skipped: 2,967

## Q9 Goal 1: Construct a consistent, robust charging network to enhance availability when and where people need to charge. Objectives:

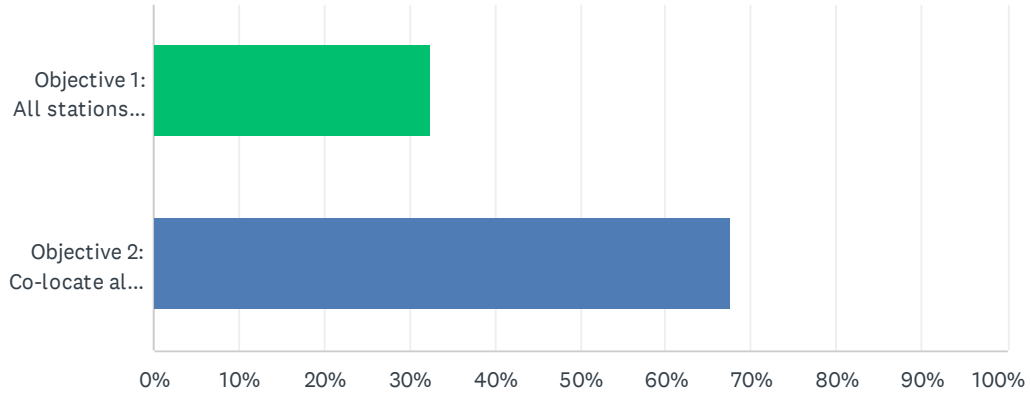
Answered: 2,721 Skipped: 1,753



ANSWER CHOICES	RESPONSES
Objective 1: Fully build out all AFCs in PA, locating DCFCs at least every 50 miles along designated AFCs within 1 mile of the corridor.	28.41% 773
Objective 2: : Build redundancy into the system with chargers along the AFCs and other routes of significance for corridors where high demand of charging is expected in the near term.	18.34% 499
Objective 3: 95% of Pennsylvanians will live within 15 miles of a DCFC station by 2027	18.78% 511
Objective 4: 50% of municipalities have at least two Level 2 plugs open to the public 24/7.	9.59% 261
Objective 5: Ensure the long-term viability or existence of the charging station	24.88% 677
TOTAL	2,721

## Q10 Goal 2: Fund infrastructure that is safe and convenient for travelers.Objectives:

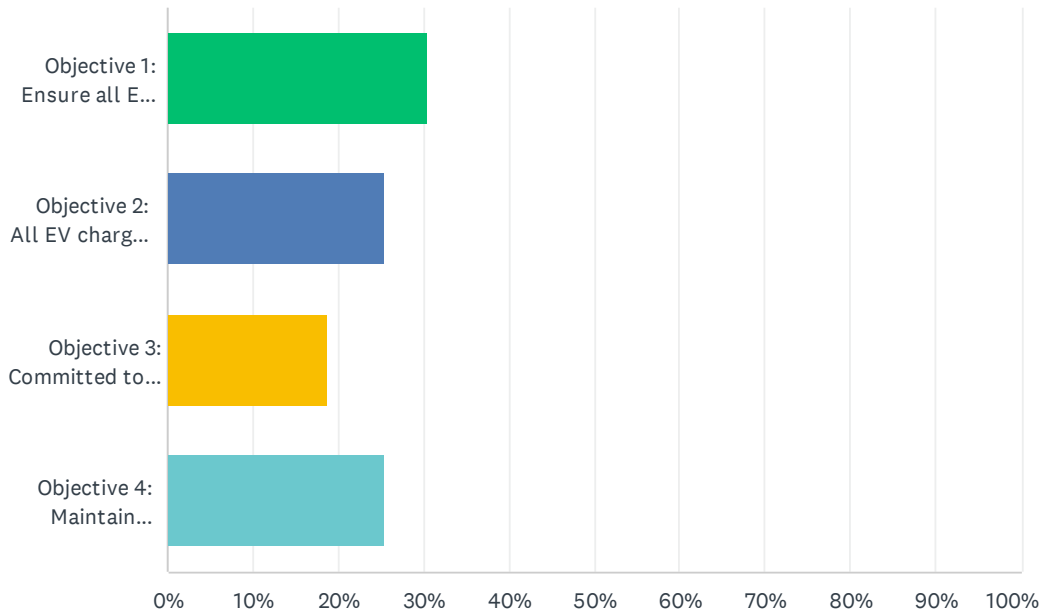
Answered: 2,721 Skipped: 1,753



ANSWER CHOICES	RESPONSES	
Objective 1: All stations meet minimum federally required standards for charging stations.	32.49%	884
Objective 2: Co-locate all chargers at sites that allow travelers to eat, shop, recreate, or rest.	67.51%	1,837
TOTAL		2,721

### Q11 Goal 3: Ensure EV infrastructure funding is distributed and applied in an equitable manner and provides benefits to all populations including underserved and rural communities.Objectives:

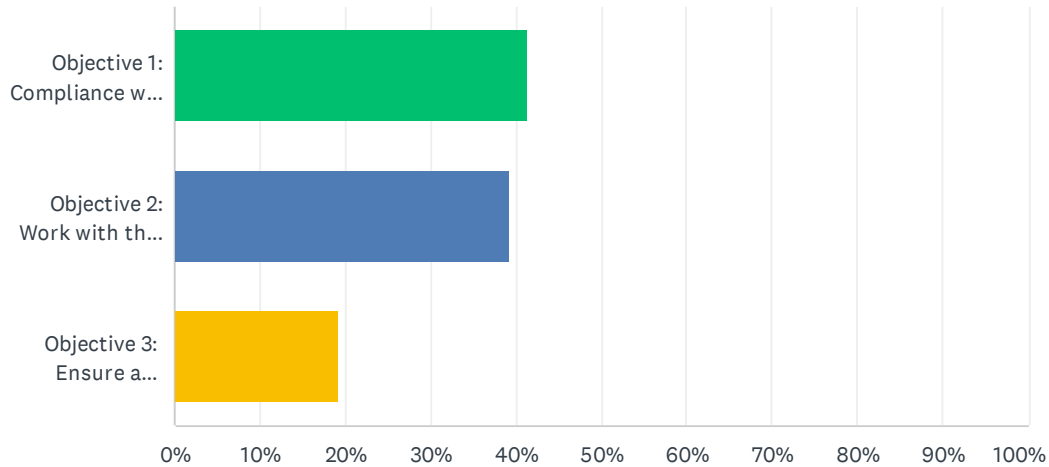
Answered: 2,721 Skipped: 1,753



ANSWER CHOICES	RESPONSES
Objective 1: Ensure all EV charging funding is in alignment with the federal government’s Justice40 initiative.	30.43% 828
Objective 2: All EV charging sites have at least 1 EV plug(s) equipped for Americans with Disabilities Act (ADA) compliant parking.	25.40% 691
Objective 3: Committed to holding 2 public meetings annually to elicit feedback and ensure all communities and entities are heard.	18.74% 510
Objective 4: Maintain PennDOT’s EV website to share updates and information and provide the opportunity for comment.	25.43% 692
<b>TOTAL</b>	<b>2,721</b>

## Q12 Goal 4: Complement the NEVI formula program with proper training and diversity of the workforce and job impacts.Objectives:

Answered: 2,721 Skipped: 1,753



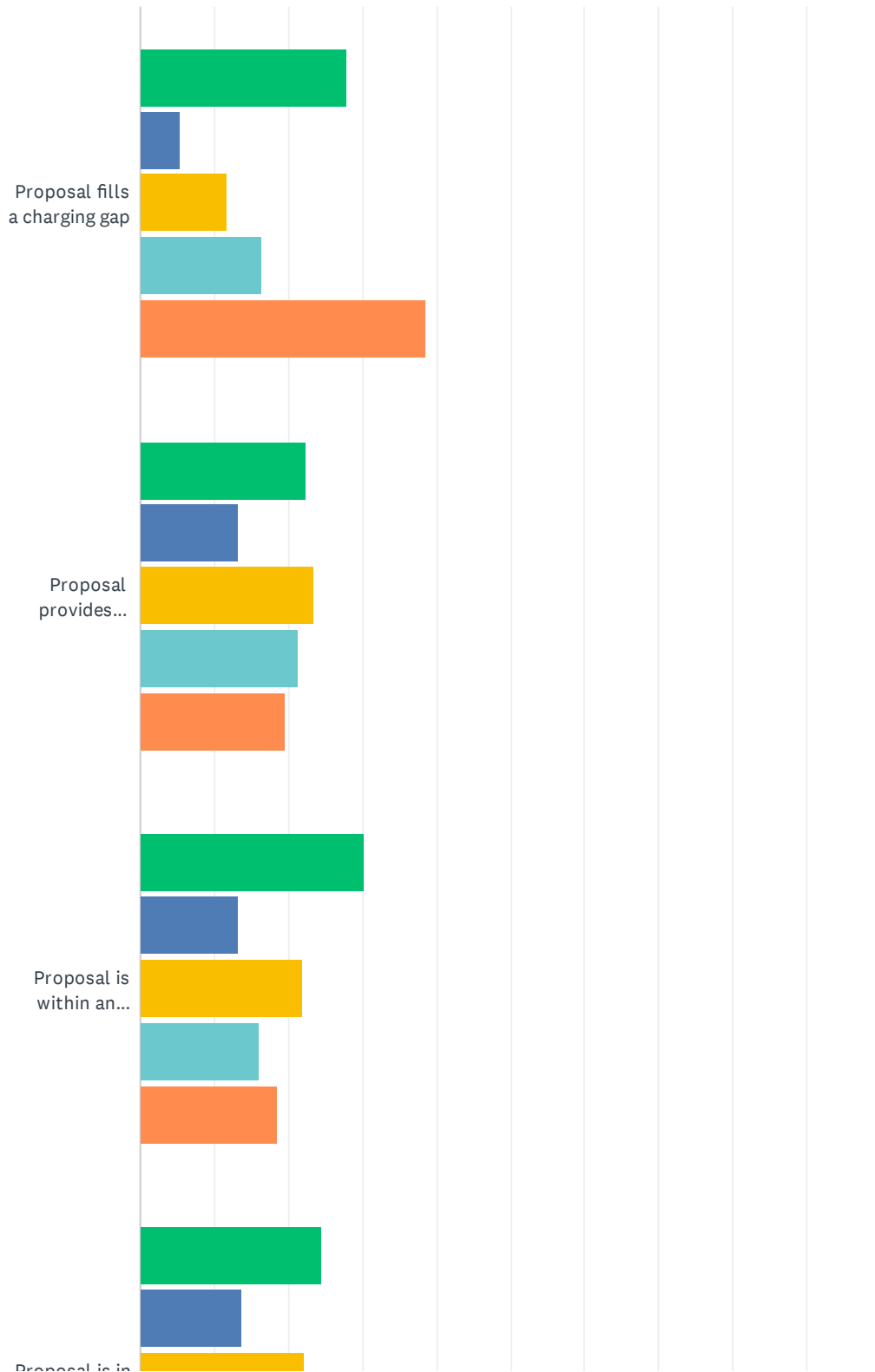
ANSWER CHOICES	RESPONSES
Objective 1: Compliance with Buy America and Made in America	41.38% 1,126
Objective 2: Work with the Pennsylvania Department of Community and Economic Development, Department of Labor and Industry, local trade organizations, network companies, and other key stakeholders to understand the opportunities and challenges facing the workforce.	39.32% 1,070
Objective 3: Ensure a plurality of NEVI funds go to support Pennsylvania businesses.	19.29% 525
<b>TOTAL</b>	<b>2,721</b>

**Q13 Are there any comments or additions to the objectives that should be considered for PA's NEVI State Plan?**

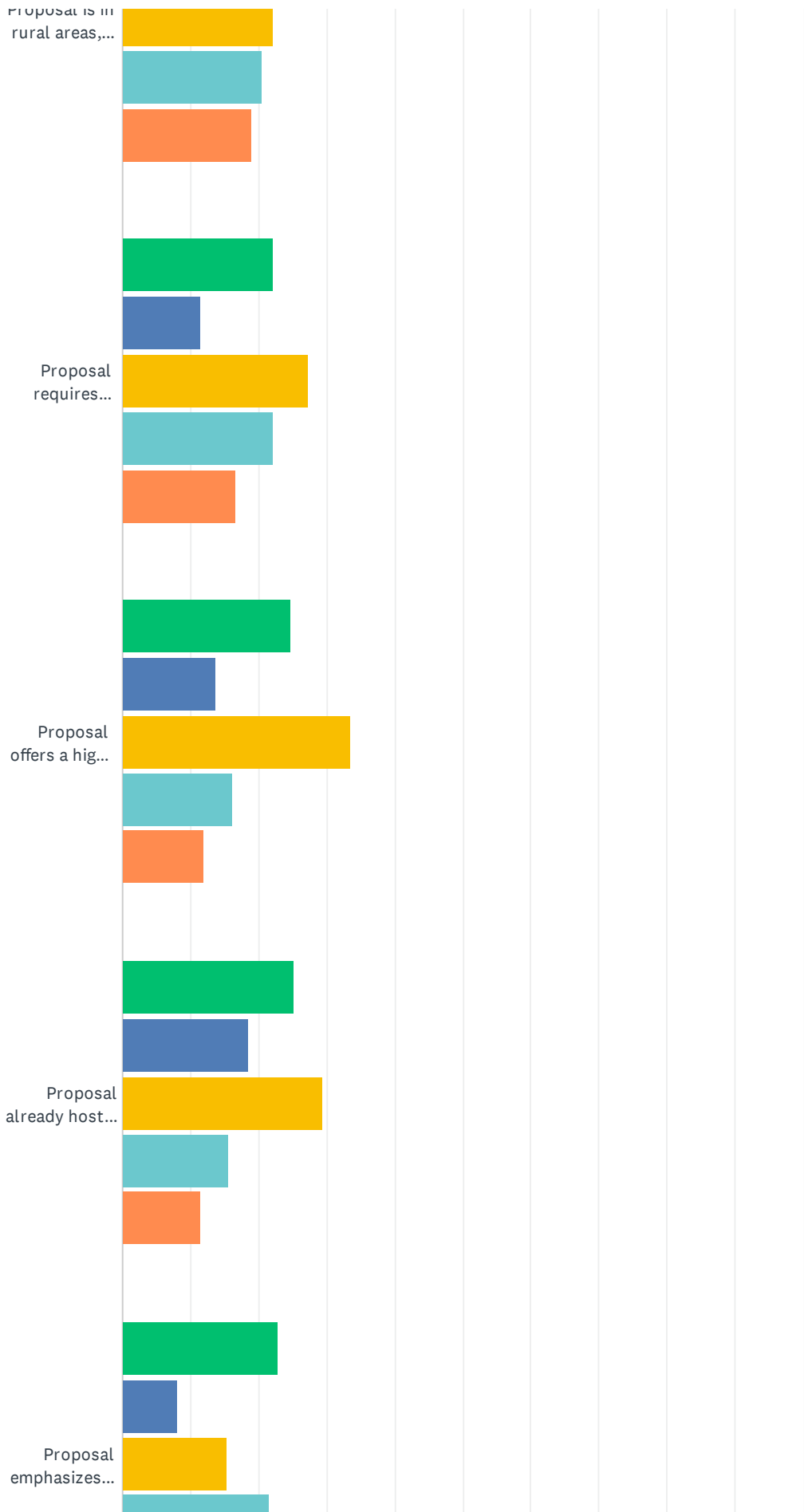
Answered: 831 Skipped: 3,643

### Q14 Potential Evaluation Criteria (matrix rating scale 1-5) Rank by level of importance to you, 1 being least important and 5 being of most importance in evaluation criteria.

Answered: 2,446 Skipped: 2,028

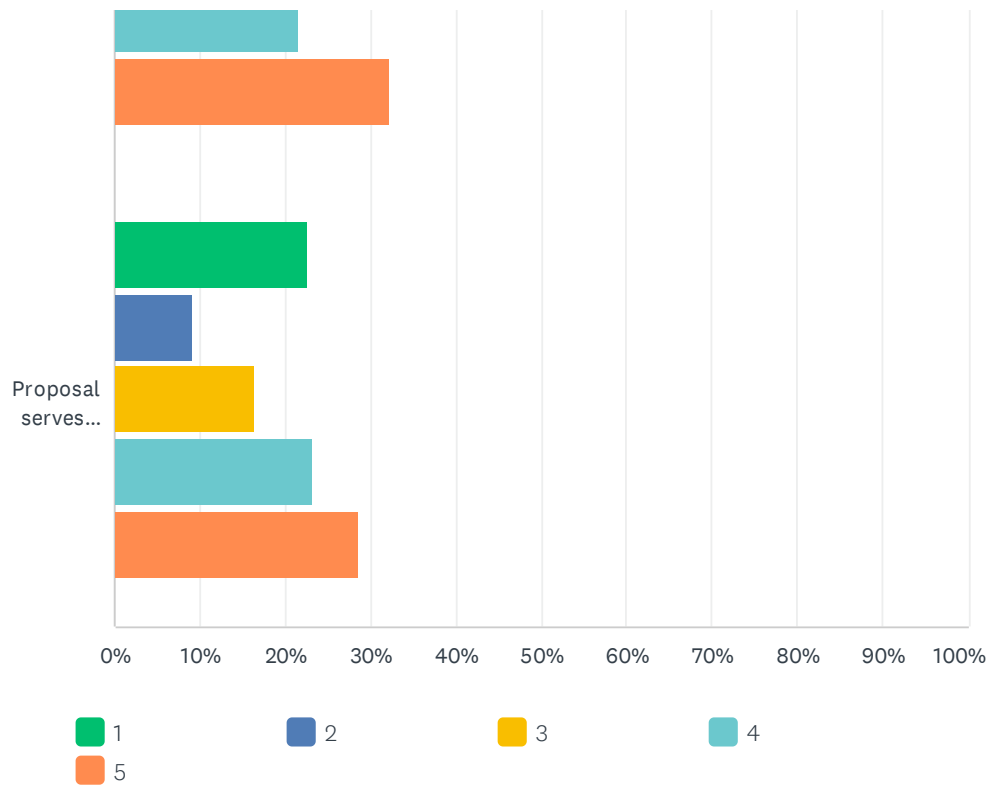


# State NEVI Plan - Stakeholder Comment Survey





## State NEVI Plan - Stakeholder Comment Survey



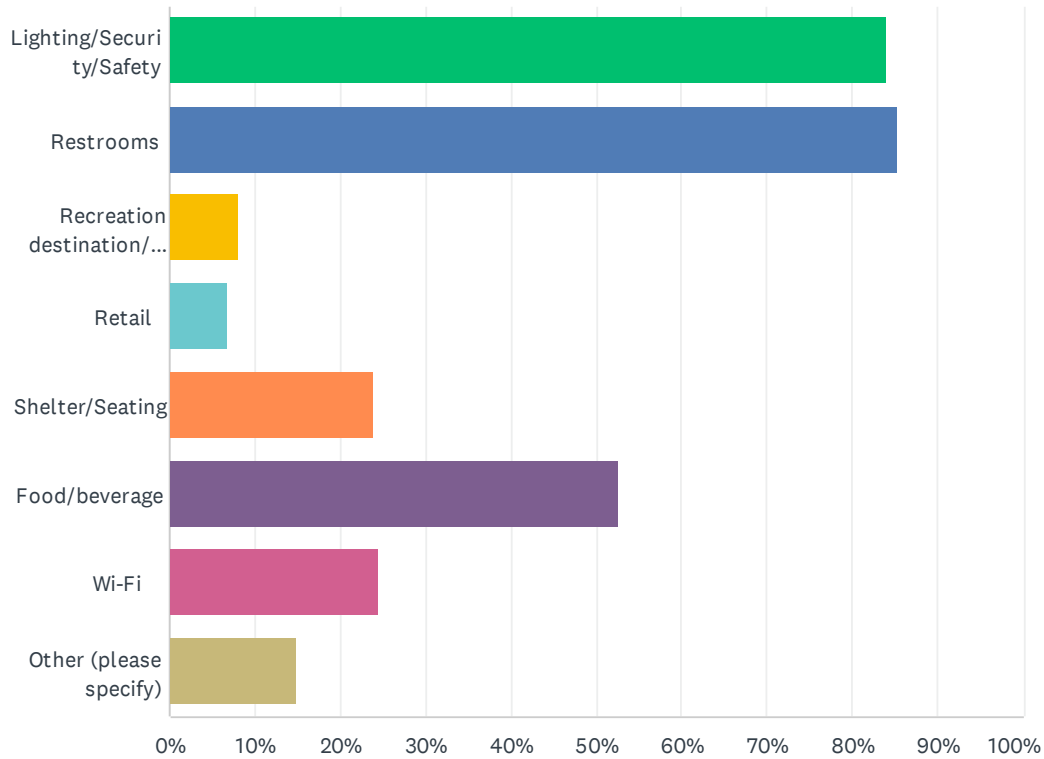
	1	2	3	4	5	TOTAL	WEIGHTED AVERAGE
Proposal fills a charging gap	28.00% 661	5.29% 125	11.65% 275	16.43% 388	38.63% 912	2,361	3.32
Proposal provides “redundancy” along an AFC (i.e., does not fill a gap, but provides added AFC infrastructure in area of high charging demand)	22.37% 532	13.25% 315	23.51% 559	21.36% 508	19.51% 464	2,378	3.02
Proposal is within an environmental justice (EJ) area as defined by the Justice40 Initiative, or are able to directly serve low-income, minority or other disadvantaged populations	30.38% 721	13.27% 315	21.87% 519	15.89% 377	18.58% 441	2,373	2.79
Proposal is in rural areas, where EV adoption may be low but could be spurred with infrastructure investment	24.61% 588	13.56% 324	22.23% 531	20.55% 491	19.05% 455	2,389	2.96
Proposal requires minimal operating assistance, due to immediate economic viability with capital funds	22.12% 520	11.57% 272	27.35% 643	22.25% 523	16.72% 393	2,351	3.00
Proposal offers a higher percentage (>20%) of the non-federal funding match	24.79% 574	13.65% 316	33.39% 773	16.20% 375	11.97% 277	2,315	2.77
Proposal already hosts EV charging infrastructure and only require upgrades to meet NEVI criteria	25.12% 578	18.47% 425	29.47% 678	15.51% 357	11.43% 263	2,301	2.70
Proposal emphasizes station safety, accessibility, and convenience	22.82% 544	8.01% 191	15.44% 368	21.43% 511	32.30% 770	2,384	3.32
Proposal serves corridors with higher traffic and truck volumes	22.58% 534	9.22% 218	16.41% 388	23.30% 551	28.50% 674	2,365	3.26

**Q15 Are there any additional evaluation criteria that should be considered for PA's NEVI State Plan?**

Answered: 653 Skipped: 3,821

## Q16 What amenities/services are most important to you for a charging station? (Select top three.)

Answered: 2,446 Skipped: 2,028



ANSWER CHOICES	RESPONSES	
Lighting/Security/Safety	84.01%	2,055
Restrooms	85.24%	2,085
Recreation destination/Lodging	8.14%	199
Retail	6.75%	165
Shelter/Seating	23.83%	583
Food/beverage	52.70%	1,289
Wi-Fi	24.49%	599
Other (please specify)	14.84%	363
Total Respondents: 2,446		

**Q17 Do you have any comments on the potential AFC corridors listed above or any other corridors you would like PennDOT to consider for future nominations?**

Answered: 1,021 Skipped: 3,453

## Q18 Any additional feedback, recommendations, or considerations for the PA NEVI State Plan?

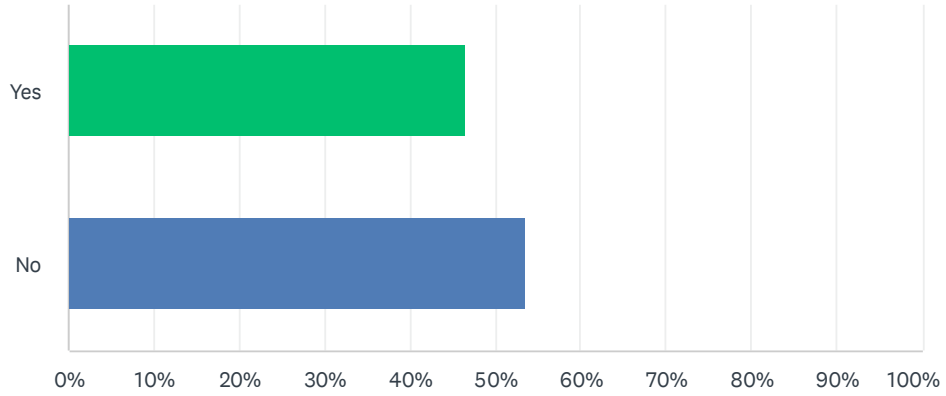
Answered: 606 Skipped: 3,868

**Q19 If interested in pursuing NEVI Formula Program funds, what RFP or contracting process would you prefer?**

Answered: 407 Skipped: 4,067

## Q20 Are you interested in receiving information and updates about PA's NEVI State Plan?

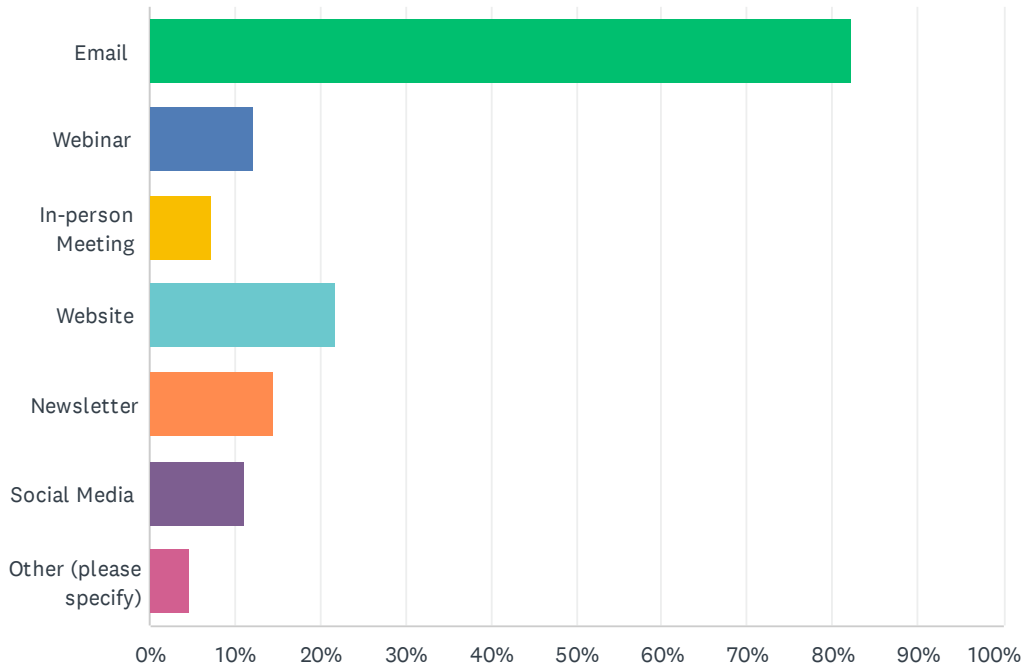
Answered: 2,414 Skipped: 2,060



ANSWER CHOICES	RESPONSES	
Yes	46.40%	1,120
No	53.60%	1,294
TOTAL		2,414

## Q21 If yes, how:

Answered: 1,125 Skipped: 3,349



ANSWER CHOICES	RESPONSES	
Email	82.40%	927
Webinar	12.09%	136
In-person Meeting	7.20%	81
Website	21.78%	245
Newsletter	14.40%	162
Social Media	11.02%	124
Other (please specify)	4.71%	53
Total Respondents: 1,125		



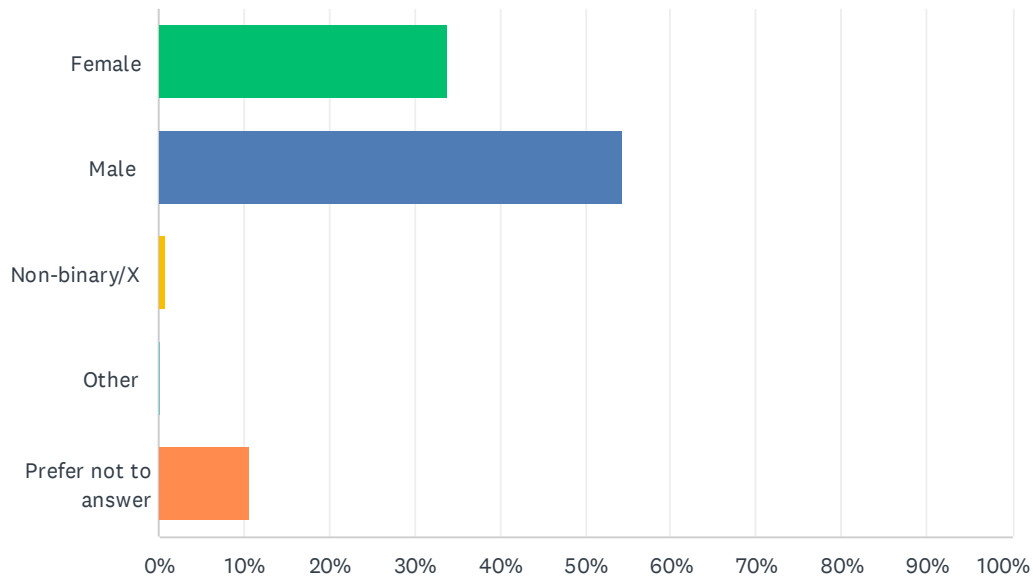
## Q22 Contact Information (optional)

Answered: 1,110 Skipped: 3,364

ANSWER CHOICES	RESPONSES	
Name	92.61%	1,028
Company	40.27%	447
Address	0.00%	0
Address 2	0.00%	0
City/Town	0.00%	0
State/Province	0.00%	0
ZIP/Postal Code	0.00%	0
Country	0.00%	0
Email Address	97.03%	1,077
Phone Number	0.00%	0

## Q23 What is your gender?

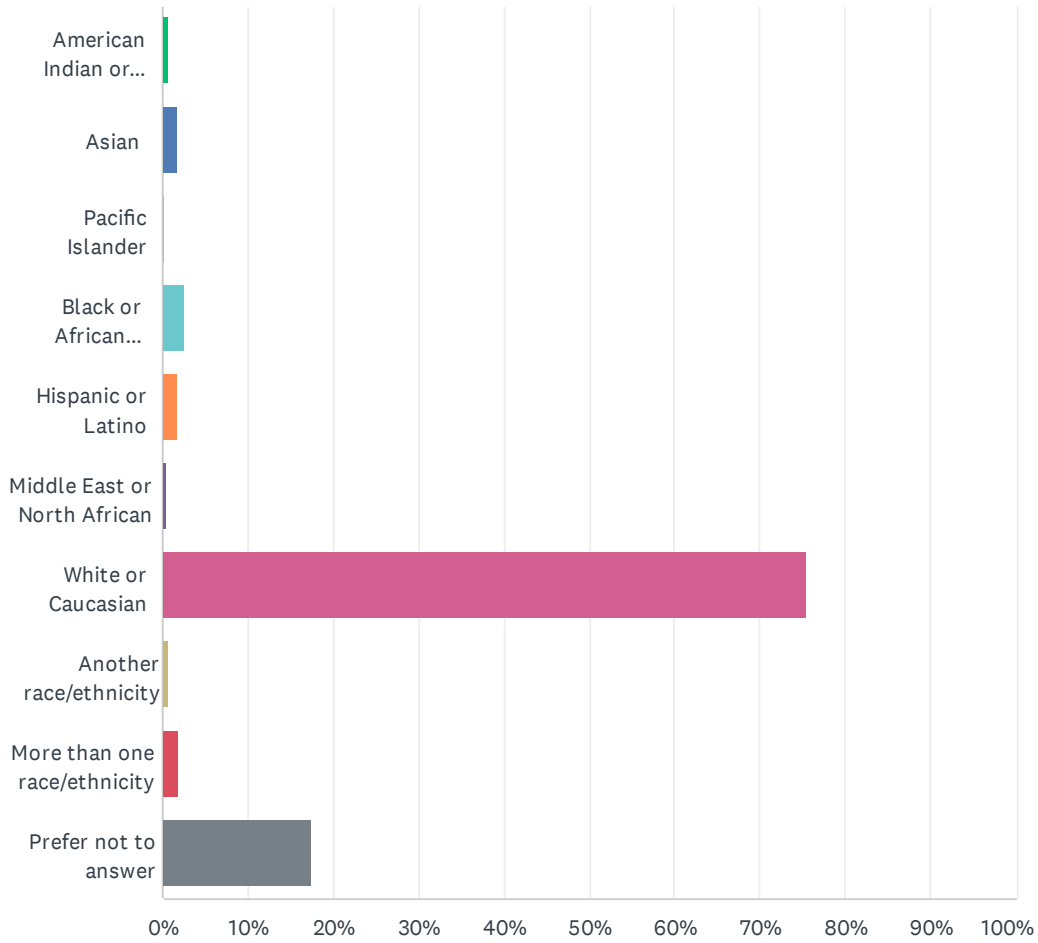
Answered: 2,304 Skipped: 2,170



ANSWER CHOICES	RESPONSES	
Female	33.85%	780
Male	54.38%	1,253
Non-binary/X	0.78%	18
Other	0.26%	6
Prefer not to answer	10.72%	247
<b>TOTAL</b>		<b>2,304</b>

### Q24 What race and/or ethnicity do you consider yourself? (You may select more than one)

Answered: 2,300 Skipped: 2,174

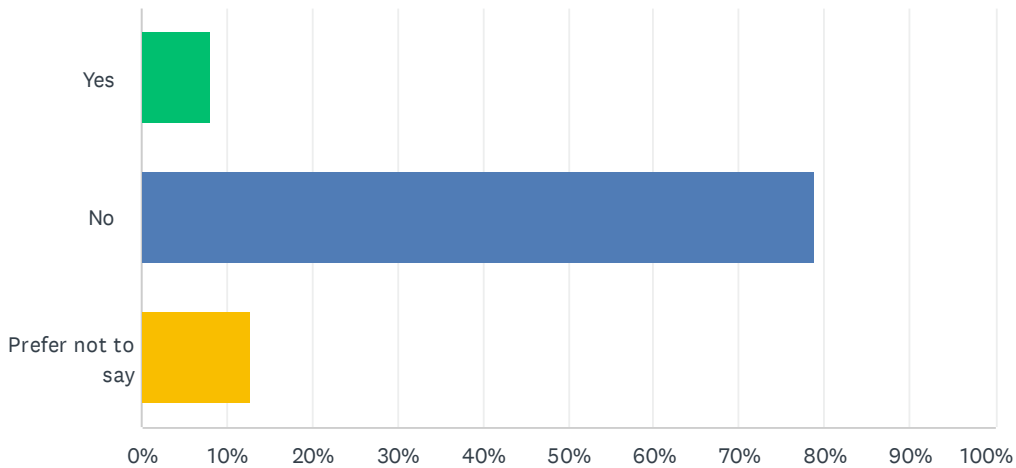


## State NEVI Plan - Stakeholder Comment Survey

ANSWER CHOICES	RESPONSES	
American Indian or Alaska Indian	0.70%	16
Asian	1.78%	41
Pacific Islander	0.17%	4
Black or African American	2.48%	57
Hispanic or Latino	1.61%	37
Middle East or North African	0.52%	12
White or Caucasian	75.48%	1,736
Another race/ethnicity	0.65%	15
More than one race/ethnicity	2.00%	46
Prefer not to answer	17.48%	402
Total Respondents: 2,300		

**Q25 Do you identify as having a disability? An individual with a disability, as defined by the Americans with Disabilities Act, is a person who has a physical or mental impairment that substantially limits one or more major life activities, a person who has a history or record of such an impairment, or a person who is perceived by others as having such an impairment.**

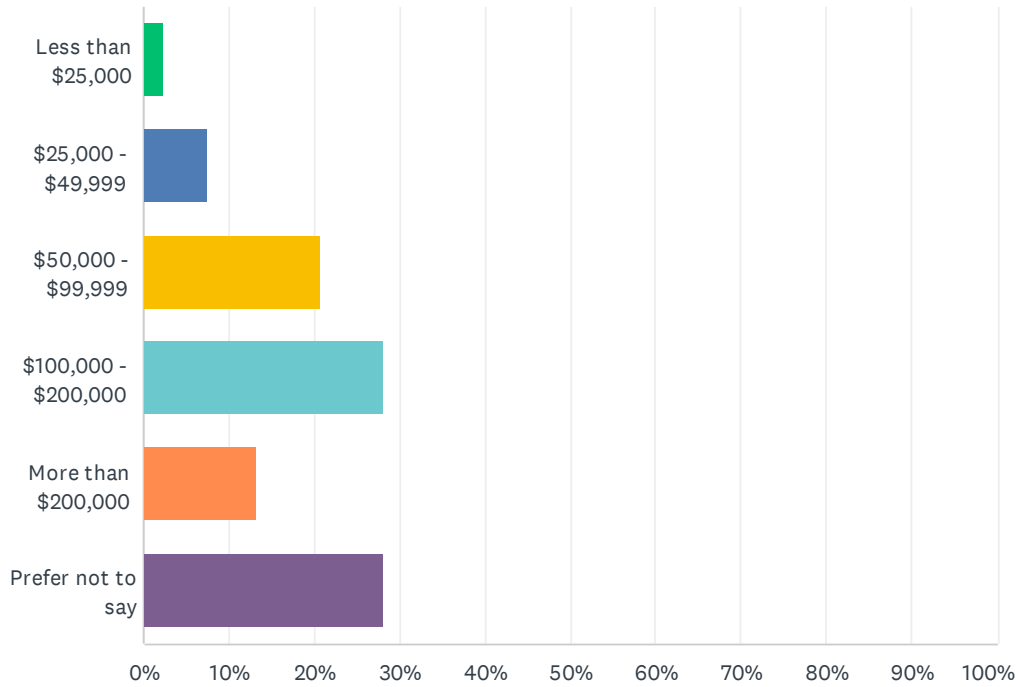
Answered: 2,303 Skipped: 2,171



ANSWER CHOICES		RESPONSES	
Yes		8.21%	189
No		78.98%	1,819
Prefer not to say		12.81%	295
TOTAL			2,303

## Q26 What is your household income?

Answered: 2,296 Skipped: 2,178



ANSWER CHOICES	RESPONSES	
Less than \$25,000	2.44%	56
\$25,000 - \$49,999	7.45%	171
\$50,000 - \$99,999	20.69%	475
\$100,000 - \$200,000	28.05%	644
More than \$200,000	13.15%	302
Prefer not to say	28.22%	648
<b>TOTAL</b>		<b>2,296</b>